

Parts book

Rotary head template sewing machine

TEXI FREE 360 LF

HD ***texi***®

CONTENTS

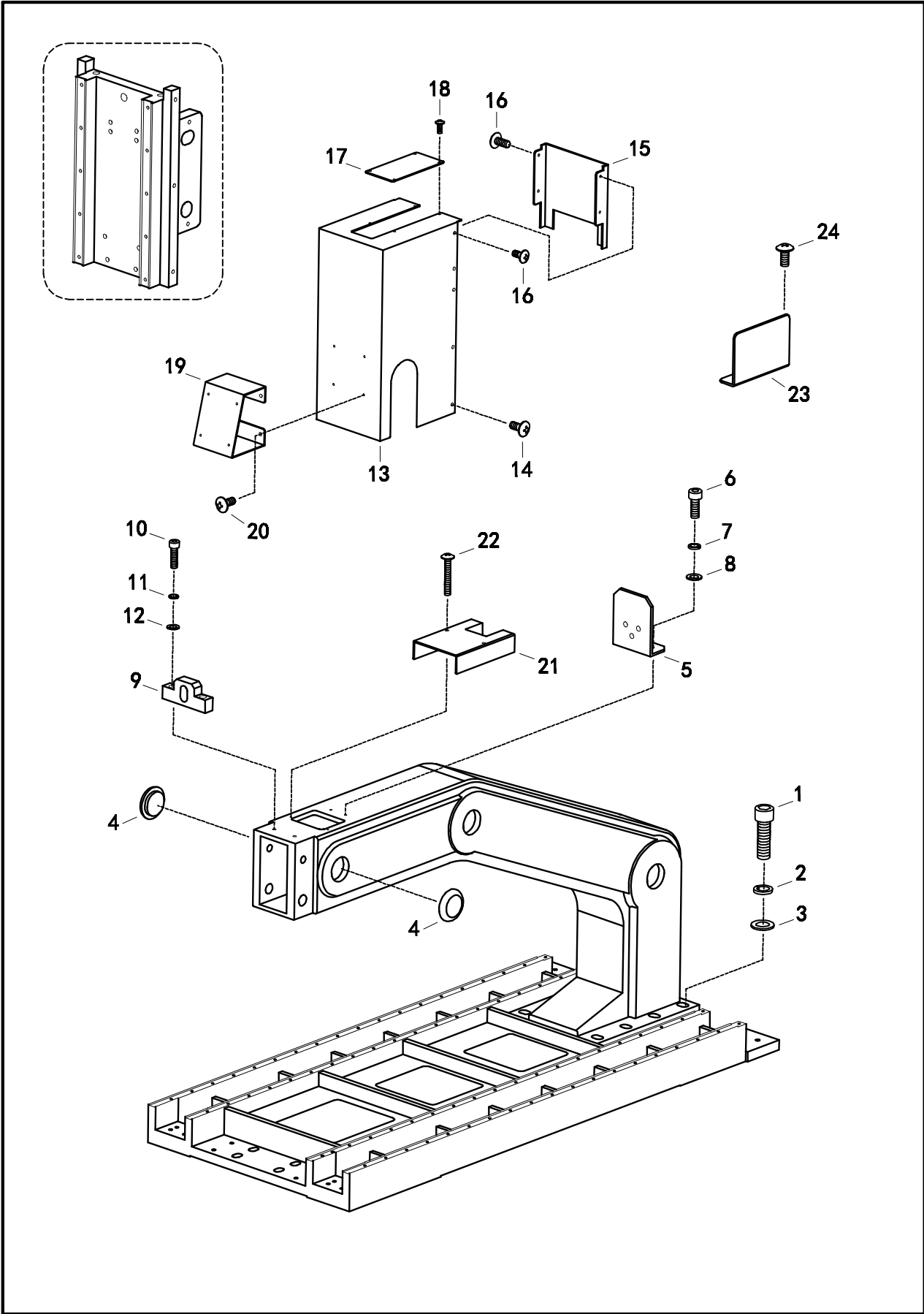
Safety precautions

User's manual

1. Before starting work	3
2. Installation of the oil reservoir	5
3. Lubrication	5
4. Machine oil level	6
5. Correct oil dosage to the hook	6
6. Fastening the needle	7
7. Inserting bobbin into bobbin case	7
8. Threading the machine	8
9. Winding the bobbin	8
10. Stitch length regulation	9
11. Installing the thread stand	9
12. Setting presser foot lifting height using the knee lifter	10
13. Compensating spring regulation	10
14. Thread guide regulator	11
15. Thread tension regulator	11
16. Sewing and Bartacking	11
17. Presser foot regulation	12
18. Foot bar height regulation	12
19. Feed dog height	12
20. Feed dog tilting	13
21. Feed timing	13
22. Needle bar and hook regulation	14
23. Adjusting the difference of stitch length between the forward and backtacking	14
24. Adjusting the tension release	14
25. Adjust the oil pump	15
26. Adjusting the lifting amount of presser feet	15
27. Adjustment of thread trimmer device	16
28. Adjustment of the upper thread length after trimming	17
29. Ask your supplier about	18

CE Declaration of conformity

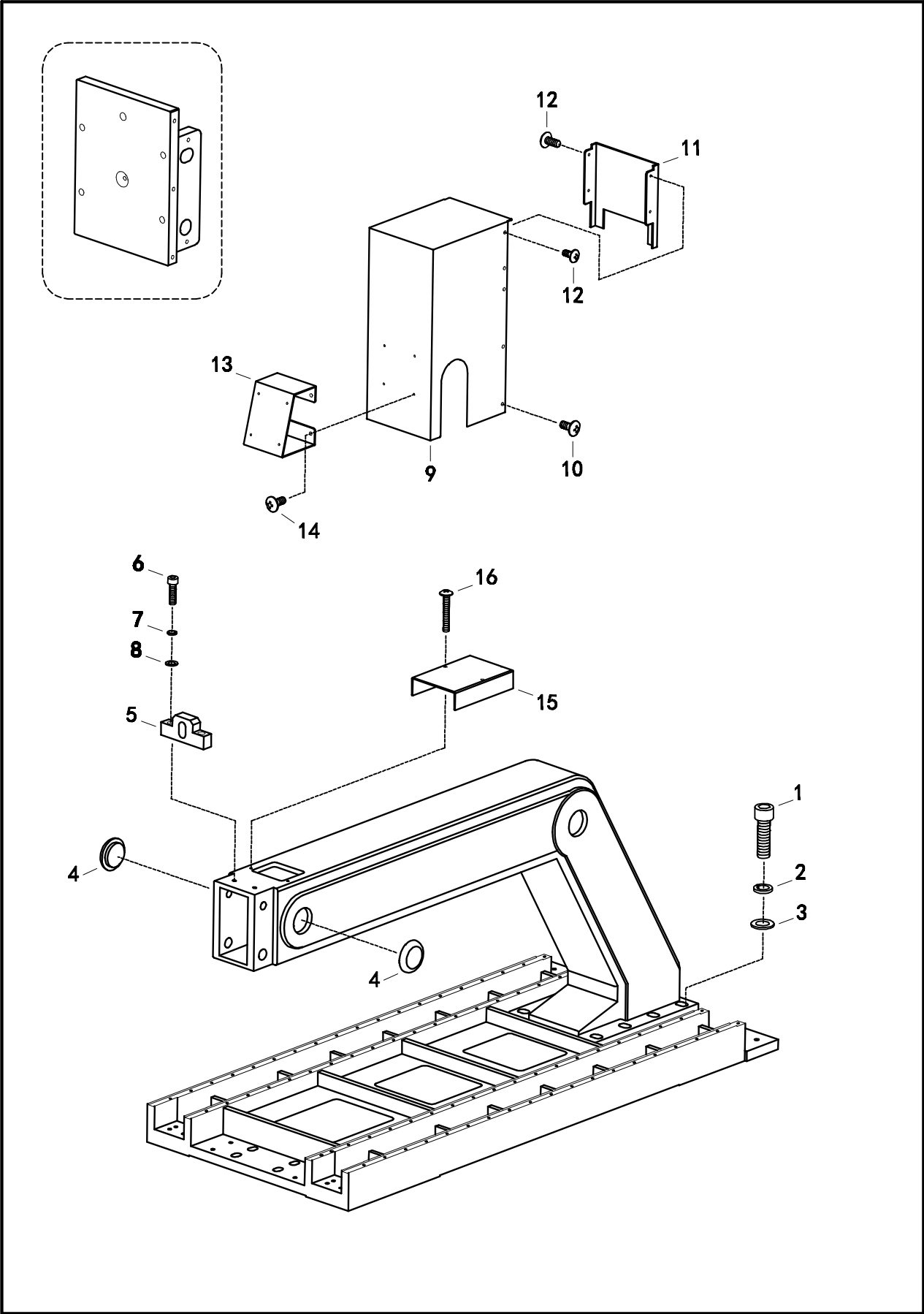
1. Machine body



1. Machine body

No.	Code	Qty	Description
1		8	BOLT SOCKET M16X55
2	JH0SM1601	8	WASHER SPRING M16
3	JH0PM1601	8	WASHER PLAIN M16
4	JH5305001	6	DECORATIVE LAMPSHADE
5	JH5305002	1	TANK CHAIN SUPPORT A
6		2	BOLT SOCKET M5X14
7	JH0SM5001	2	WASHER SPRING M5
8	JH0PM5001	2	WASHER PLAIN M5
9	JH5305003	1	ROTARY LIFTING ADJUSTABLE FIXED SEAT
10		2	BOLT SOCKET M8X30
11	JH0SM8001	2	WASHER SPRING M8
12	JH0PM8001	2	WASHER PLAIN M8
13	JH5305004	1	MOTOR GEAR BOX PROTECTION COVER AA
14		6	SCREW PAN M5X12
15	JH5305005	1	LIFT MOTOR PROTECTION COVER B
16		4	SCREW PAN M5X8
17	JH5305006	1	UPPER COVER PLATE C
18		4	SCREW PAN M3X6
19	JH5305007	1	FIXING SEAT FOR LCD PANEL
20		4	SCREW PAN M5X8
21	JH5305008	1	PROTECTION COVER
22		2	SCREW PAN M5X50
23	JH5305009	1	SIDE COVER PLATE
24		2	SCREW PAN M5X8

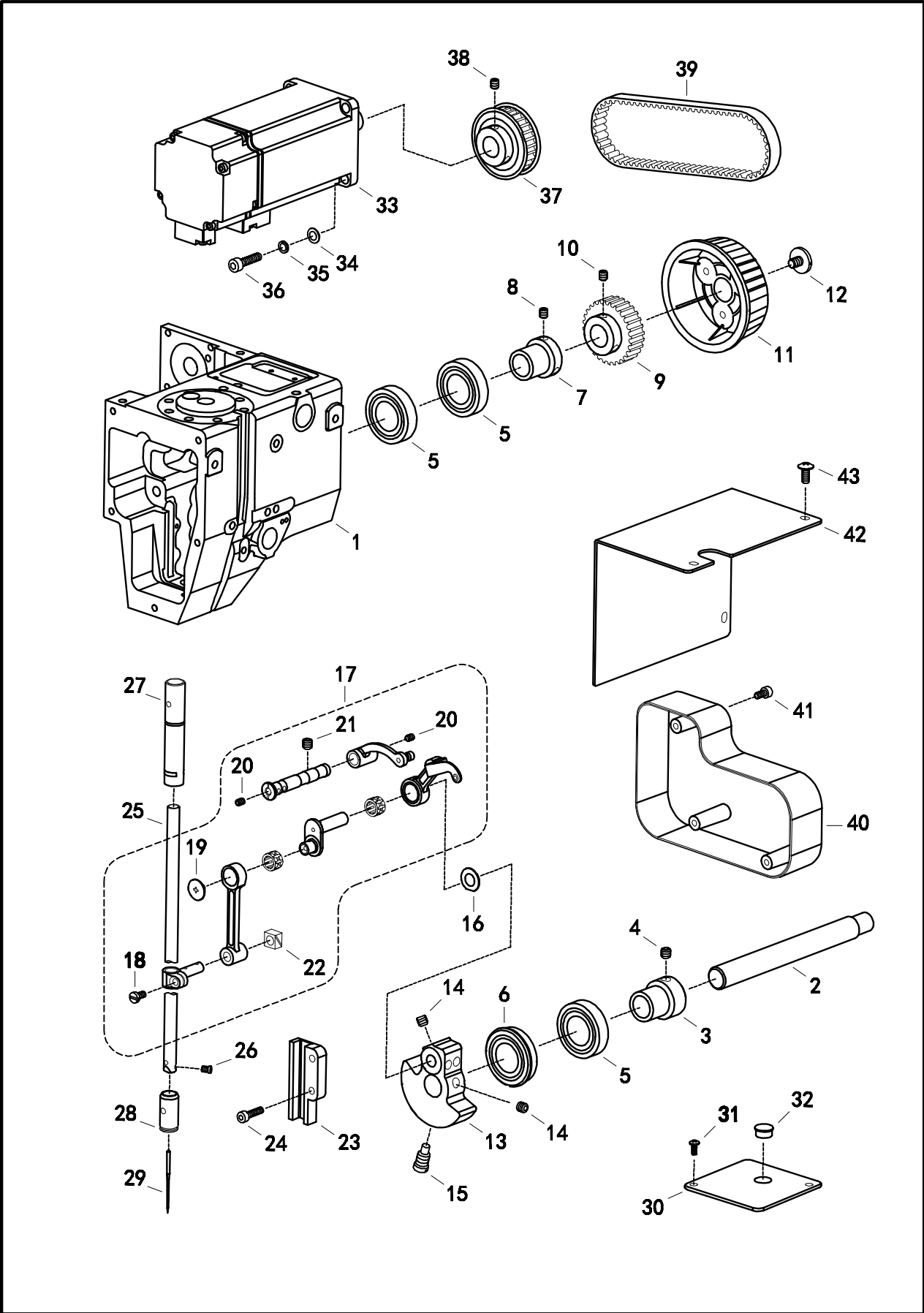
2. Machine body



2. Machine body

No.	Code	Qty	Description
1		8	BOLT SOCKET M16X55
2	JH0SM1601	8	WASHER SPRING M16
3	JH0PM1601	8	WASHER PLAIN M16
4	JH5305001	6	DECORATIVE LAMPSHADE
5	JH5305003	1	ROTARY LIFTING ADJUSTABLE FIXED SEAT
6		2	BOLT SOCKET M8X30
7	JH0SM8001	2	WASHER SPRING M8
8	JH0PM8001	2	WASHER PLAIN M8
9	JH5307001	1	MOTOR GEAR BOX PROTECTION COVER AB
10		6	SCREW PAN M5X12
11	JH5305005	1	LIFT MOTOR PROTECTION COVER B
12		4	SCREW PAN M5X8
13	JH5305007	1	FIXING SEAT FOR LCD PANEL
14		4	SCREW PAN M5X8
15	JH5307002	1	PROTECTION COVER
16		2	SCREW PAN M5X50

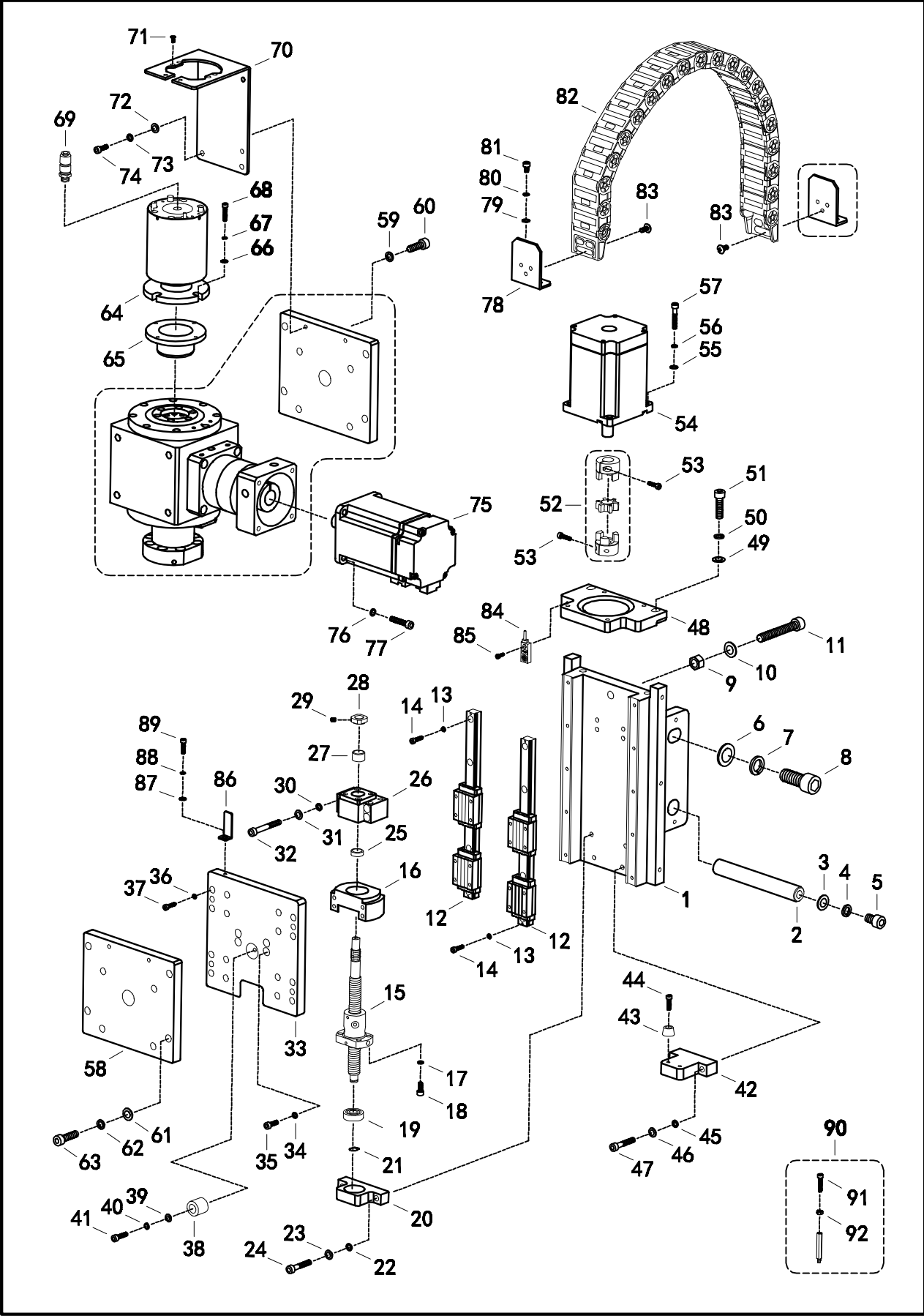
3. Upper shaft and needle bar mechanism



3. Upper shaft and needle bar mechanism

No.	Code	Qty	Description
1	JH5505001	1	ROTARY AND LIFT HEAD
2	JH5505002	1	UPPER SHUFT
3	JH5505003	1	BALL BEARING BUSH A
4		2	SET SCREW SOCKET (FT) M6X6
5	JH5505004	3	BALL BEARING 6904ZZCM
6	JH5505005	1	BALL BEARING 6904ZZNR
7	JH5505006	1	BALL BEARING BUSH B
8		3	SET SCREW SOCKET (FT) M5X6
9	JH5505007	1	PULLEY A ASSY
10		3	SET SCREW SOCKET (FT) M5X6
11	JH5505008	1	PULLEY
12	JH5505009	1	SCREW M6X8
13	JH5505010	1	THREAD TAKE-UP CRANK G
14		4	SET SCREW SOCKET (FT) M6X6
15	JH5505011	1	SCREW M8
16	JH5505012	1	WASHER PLAIN SPECIAT 8
17	JH5505013	1	THREAD TAKE-UP LEVER FK SET
18		1	SCREW PAN M4X8
19	JH5505014	1	SCREW SM9/64X40-6
20		2	SET SCREW SOCKET (FT) M5X5
21		2	SET SCREW SOCKET (FT) M6X6
22	JH5505015	1	SLIDE BLOCK
23	JH5505016	1	SLIDE BLOCK GUIDE
24		2	BOLT SOCKET M4X16
25	JH5505017	1	NEEDLE BAR
26		1	SET SCREW SM9/64X40-4.5
27	JH5505018	1	NEEDLE BAR BUSH
28	JH5505019	1	NEEDLE BAR BUSH
29	JH5505020	1	NEEDLE DPX17
30	JH5505021	1	FACE PLATE OF HEAD OIL WINDOW
31		2	SCREW PAN M3X8
32	JH5505022	1	RUBBER CAP 10.5
33	JH5505023	1	SERVO MOTOR ASSY A
34	JHOPM5001	4	WASHER PLAIN M5
35	JHOSM5001	4	WASHER SPRING M5
36		4	BOLT SOCKET M5X14
37	JH5505024	1	PULLEY A ASSY
38		3	SET SCREW SOCKET (FT) M5X6
39	JH5505025	1	BELT 365-5M-10
40	JH5505026	1	HEAD REAR COVER
41		3	BOLT SOCKET M4X8
42	JH5505027	1	HEAD SIDE COVER
43		3	SCREW PAN M5X12

4. Rotating lift mechanism



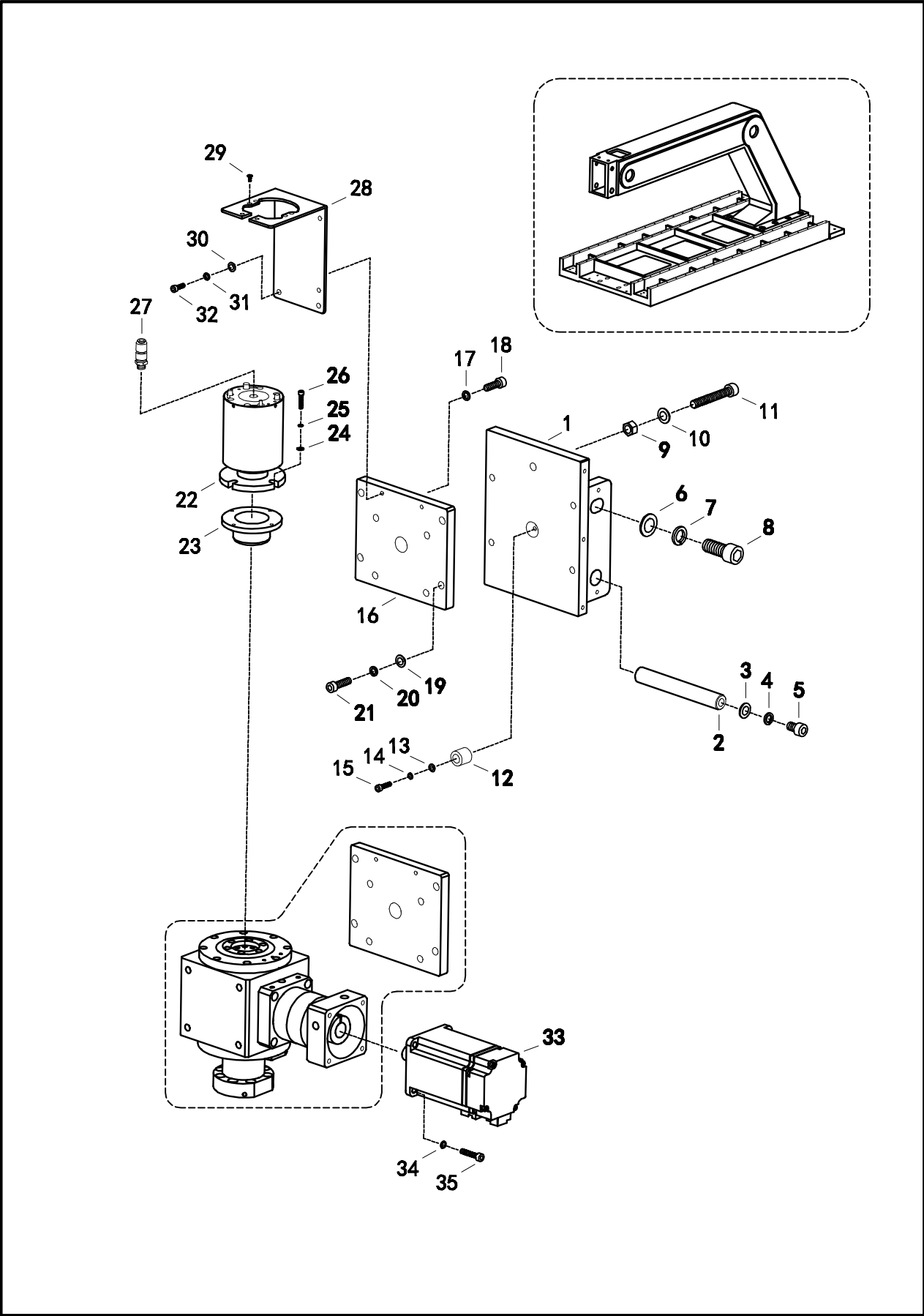
4. Rotating lift mechanism

No.	Code	Qty	Description
1	JH5605001	1	ADJUSTING FIXED SEAT
2	JH5605002	1	ADJUSTING SHAFT OF FIXED SEAT
3	JHOPM1001	2	WASHER PLAIN M10
4	JHOSM1001	2	WASHER SPRING M10
5		2	BOLT SOCKET M10X16
6	JHOPM1601	2	WASHER PLAIN M16
7	JHOSM1601	2	WASHER SPRING M16
8		2	BOLT SOCKET M16X40
9	JHONM1001	3	NUT M10
10	JHOPM1001	2	WASHER PLAIN M10
11		1	BOLT SOCKET M10X70
12	JH5605003	2	GUIDE Z
13	JHOSM4001	10	WASHER SPRING M4
14		10	BOLT SOCKET M4X16
15	JH5605004	1	BALL SCREW COMPONENT ASSY Z
16	JH5605005	1	BALL SCREW FIXED SEAT
17	JHOSM5001	4	WASHER SPRING M5
18		4	BOLT SOCKET M5X12
19	JH5605006	1	BALL BEARING 6000ZZCM
20	JH5605007	1	BALL SCREW FIXED SEAT A
21	JH5605008	1	RETAINING RING EXTERNAL A-10
22	JHOPM6001	2	WASHER PLAIN M6
23	JHOSM6001	2	WASHER SPRING M6
24		2	BOLT SOCKET M6X35
25	JH5605009	1	WASHER 16X12X6
26	JH5605010	1	BALL SCREW FIXED SEAT COMPONENT ASSY B
27	JH5605011	1	WASHER 16X12X11
28	JH5605012	1	NUT M12
29		1	SET SCREW SOCKET (FT) M4X6
30	JHOPM6001	4	WASHER PLAIN M6
31	JHOSM6001	4	WASHER SPRING M6
32		4	BOLT SOCKET M6X50
33	JH5605013	1	ADJUSTING PLATE FOR GEAR BOX A
34	JHOSM5001	4	WASHER SPRING M5
35		4	BOLT SOCKET M5X16
36	JHOSM4001	16	WASHER SPRING M4
37		16	BOLT SOCKET M4X16
38	JH5605014	1	GEAR BOX ADJUSTING SLEEVE
39	JHOPM5001	1	WASHER PLAIN M5
40	JHOSM5001	1	WASHER SPRING M5
41		1	BOLT SOCKET M5X20
42	JH5605015	1	GEAR BOX DOG BASE
43	JH5605016	2	AUXILIARY PLATE CUSHION
44		2	BOLT SOCKET M4X10
45	JHOPM6001	2	WASHER PLAIN M6
46	JHOSM6001	2	WASHER SPRING M6
47		2	BOLT SOCKET M6X35
48	JH5605017	1	FIXED SEAT OF ROTARY LIFT HEAD
49	JHOPM8001	2	WASHER PLAIN M8
50	JHOSM8001	2	WASHER SPRING M8

4. Rotating lift mechanism

No.	Code	Qty	Description
51		2	BOLT SOCKET M8X30
52	JH5605018	1	COUPLING COMPONENT ASSY A
53		2	BOLT SOCKET M4X16
54	JH5605019	1	SERVO MOTOR ASSY
55	JHOPM5001	4	WASHER PLAIN M5
56	JHOSM5001	4	WASHER SPRING M5
57		4	BOLT SOCKET M5X30
58	JH5605020	1	FIXED PLANT OF GEAR BOX
59	JHOSM8001	4	WASHER SPRING M8
60		4	BOLT SOCKET M8X25
61	JHOPM8001	4	WASHER PLAIN M8
62	JHOSM8001	4	WASHER SPRING M8
63		4	BOLT SOCKET M8X35
64	JH5605021	1	SLIP RING COMPONENT ASSY A
65	JH5605022	1	FIXED SEAT OF SLIP RING
66	JHOPM4001	4	WASHER PLAIN M4
67	JHOSM4001	4	WASHER SPRING M4
68		4	BOLT SOCKET M4X20
69	JH5605023	1	JOINT
70	JH5605024	1	SLIP RING ADJUSTING SUPPORT
71		4	SCREW M3X8
72	JHOPM5001	2	WASHER PLAIN M5
73	JHOSM5001	2	WASHER SPRING M5
74		2	BOLT SOCKET M5X16
75	JH5605025	1	SERVO MOTOR ASSY
76	JHOSM6001	4	WASHER SPRING M6
77		4	BOLT SOCKET M6X30
78	JH5303002	1	TANK CHAIN SUPPORT A
79	JHOPM5001	2	WASHER PLAIN M5
80	JHOSM5001	2	WASHER SPRING M5
81		2	BOLT SOCKET M5X8
82	JH5605026	1	TANK CHAIN SUPPORT ASSY A
83		6	SCREW PAN M5X8
84	JH5605027	1	SENSOR ASSY
85		1	BOLT SOCKET M3X10
86	JH5605028	1	SENSOR BAFFLE
87	JHOPM4001	1	WASHER PLAIN M4
88	JHOSM4001	1	WASHER SPRING M4
89		1	BOLT SOCKET M4X12
90	JH5605029	1	SENSOR BAFFLE
91		1	BOLT SOCKET M4X20
92	JHONM4001	1	NUT M4

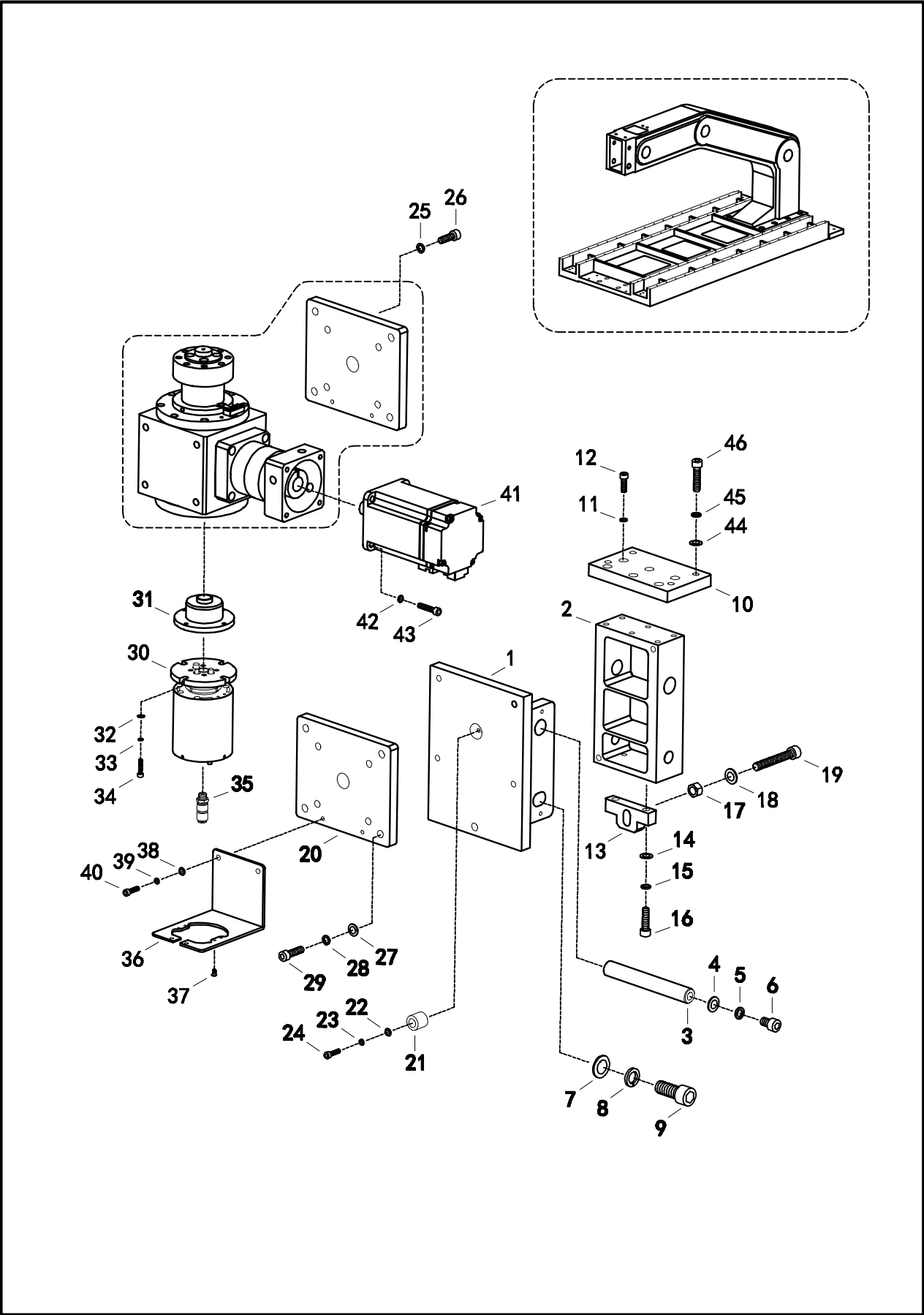
5. Rotating mechanism



5. Rotating mechanism

No.	Code	Qty	Description
1	JH5606001	1	ADJUSTING FIXED SEAT
2	JH5605002	1	ADJUSTING SHAFT OF FIXED SEAT
3	JHOPM1001	2	WASHER PLAIN M10
4	JHOSM1001	2	WASHER SPRING M10
5		2	BOLT SOCKET M10X16
6	JHOPM1601	2	WASHER PLAIN M16
7	JHOSM1601	2	WASHER SPRING M16
8		2	BOLT SOCKET M16X40
9	JHONM1001	3	NUT M10
10	JHOPM1001	2	WASHER PLAIN M10
11		1	BOLT SOCKET M10X70
12	JH5605014	1	GEAR BOX ADJUSTING SLEEVE
13	JHOPM5001	1	WASHER PLAIN M5
14	JHOSM5001	1	WASHER SPRING M5
15		1	BOLT SOCKET M5X20
16	JH5605020	1	FIXED PLANT OF GEAR BOX
17	JHOSM8001	4	WASHER SPRING M8
18		4	BOLT SOCKET M8X25
19	JHOPM8001	4	WASHER PLAIN M8
20	JHOSM8001	4	WASHER SPRING M8
21		4	BOLT SOCKET M8X35
22	JH5605021	1	SLIP RING COMPONENT ASSY A
23	JH5605022	1	FIXED SEAT OF SLIP RING
24	JHOPM4001	4	WASHER PLAIN M4
25	JHOSM4001	4	WASHER SPRING M4
26		4	BOLT SOCKET M4X20
27	JH5605023	1	JOINT
28	JH5605024	1	SLIP RING ADJUSTING SUPPORT
29		4	SCREW FLAT M3X8
30	JHOPM5001	2	WASHER PLAIN M5
31	JHOSM5001	2	WASHER SPRING M5
32		2	BOLT SOCKET M5X16
33	JH5605025	1	SERVO MOTOR ASSY
34	JHOSM6001	4	WASHER SPRING M6
35		4	BOLT SOCKET M6X30

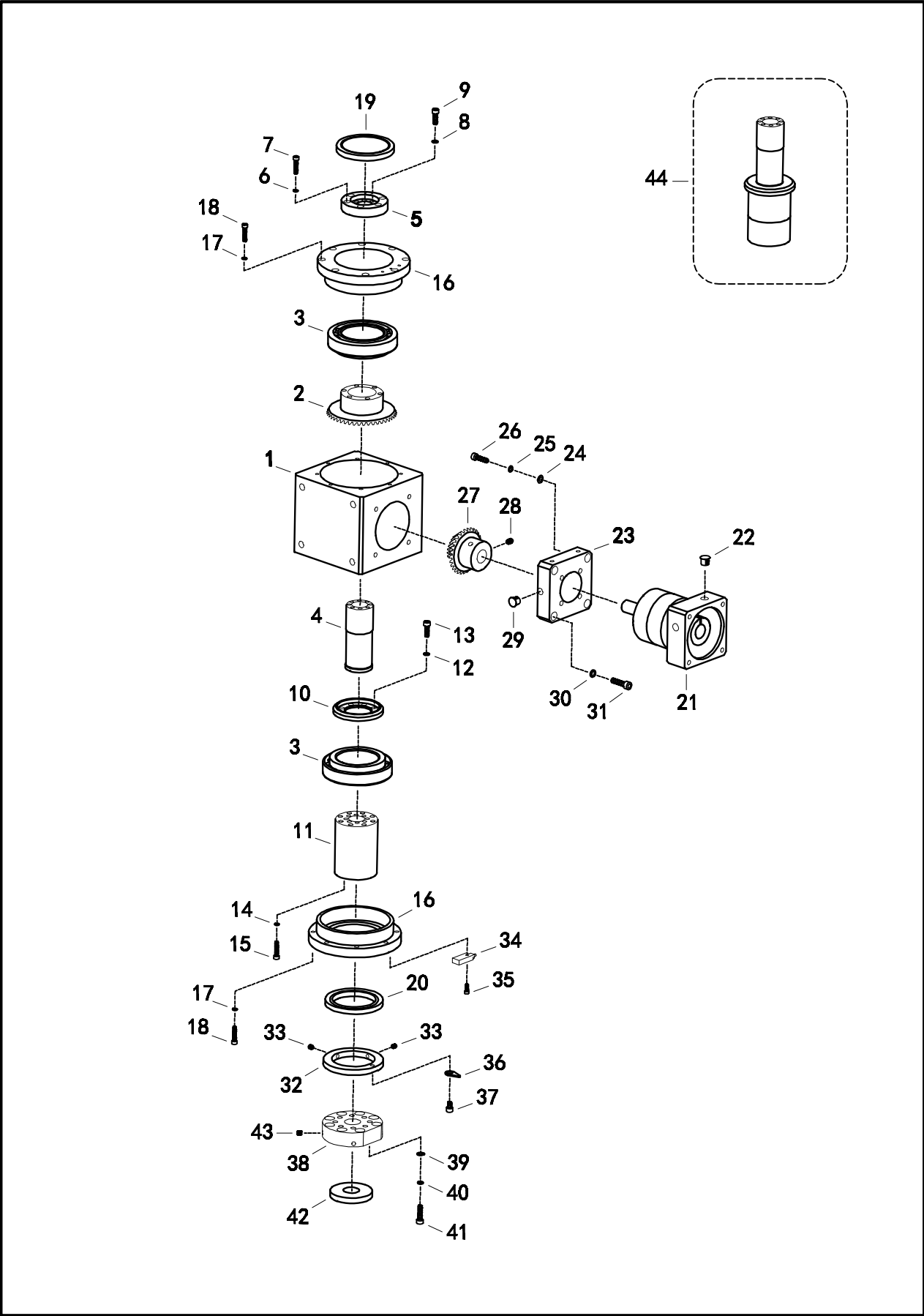
6. Rotating mechanism



6. Rotating mechanism

No.	Code	Qty	Description
1	JH5607001	1	ADJUSTING FIXED SEAT
2	JH5607002	1	FIXING SEAT
3	JH5605002	1	ADJUSTING SHAFT OF FIXED SEAT
4	JHOPM1001	2	WASHER PLAIN M10
5	JHOSM1001	2	WASHER SPRING M10
6		2	BOLT SOCKET M10X16
7	JHOPM1601	2	WASHER PLAIN M16
8	JHOSM1601	2	WASHER SPRING M16
9		2	BOLT SOCKET M16X40
10	JH5607003	1	FIXED ADJUSTING PLATE OF SHUTTLE BOX
11	JHOSM6001	6	WASHER SPRING M6
12		6	BOLT SOCKET M6X20
13	JH5303003	1	ADJUSTED FIXING SEAT
14	JHOPM8001	2	WASHER PLAIN M8
15	JHOSM8001	2	WASHER SPRING M8
16		2	BOLT SOCKET M8X30
17	JHONM1001	3	NUT M10
18	JHOPM1001	2	WASHER PLAIN M10
19		1	BOLT SOCKET M10X70
20	JH5607004	1	ADJUSTING PLATE FOR GEAR BOX B
21	JH5605014	1	GEAR BOX ADJUSTING SLEEVE
22	JHOPM5001	1	WASHER PLAIN M5
23	JHOSM5001	1	WASHER SPRING M5
24		1	BOLT SOCKET M5X20
25	JHOSM8001	4	WASHER SPRING M8
26		4	BOLT SOCKET M8X25
27	JHOPM8001	4	WASHER PLAIN M8
28	JHOSM8001	4	WASHER SPRING M8
29		4	BOLT SOCKET M8X35
30	JH5607005	1	SLIP RING COMPONENT ASSY B
31	JH5605022	1	FIXED SEAT OF SLIP RING
32	JHOPM4001	4	WASHER PLAIN M4
33	JHOSM4001	4	WASHER SPRING M4
34		4	BOLT SOCKET M4X20
35	JH5605023	1	JOINT
36	JH5607006	1	SLIP RING ADJUSTING SUPPORT
37		4	SCREW FLAT M3X8
38	JHOPM5001	2	WASHER PLAIN M5
39	JHOSM5001	2	WASHER SPRING M5
40		2	BOLT SOCKET M5X16
41	JH5605025	1	SERVO MOTOR ASSY
42	JHOSM6001	4	WASHER SPRING M6
43		4	BOLT SOCKET M6X30
44	JHOPM8001	4	WASHER PLAIN M8
45	JHOSM8001	4	WASHER SPRING M8
46		4	BOLT SOCKET M8X30

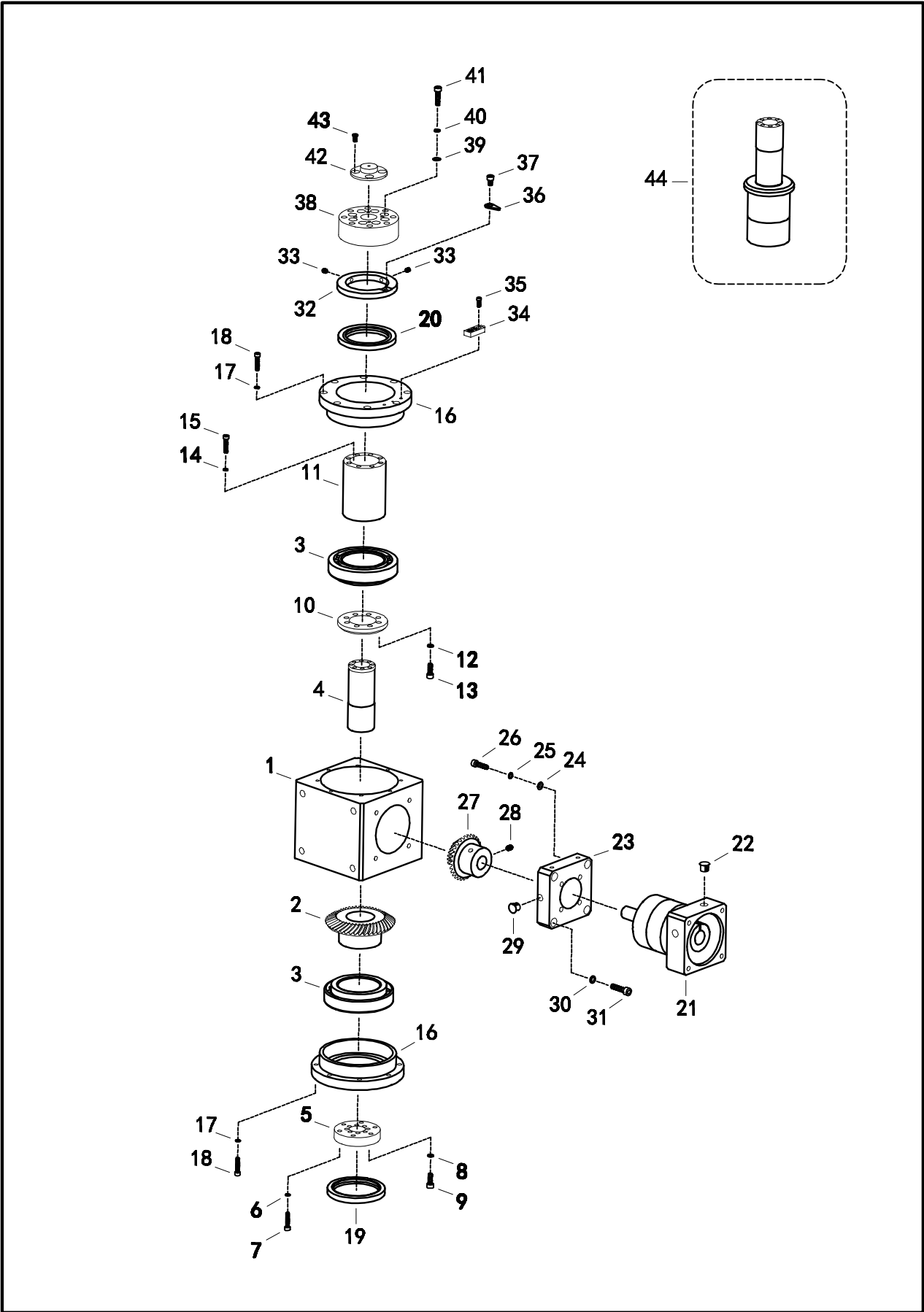
7. Reducer mechanism



7. Reducer mechanism

No.	Code	Qty	Description
1	JH5608001	1	FIXING SEAT OF GEAR BOX
2	JH5608002	1	GEAR A
3	JH5608003	2	BALL BEARING HR32011XJ
4	JH5608004	1	GEAR SHAST
5	JH5608005	1	FIXING SEAT OF GEAR
6	JH0SM5001	6	WASHER SPRING M5
7		6	BOLT SOCKET M5X20
8	JH0SM5001	6	WASHER SPRING M5
9		6	BOLT SOCKET M5X16
10	JH5608006	1	RING
11	JH5608007	1	CONNECTING SHAFT
12	JH0SM5001	6	WASHER SPRING M5
13		6	BOLT SOCKET M5X16
14	JH0SM5001	6	WASHER SPRING M5
15		6	BOLT SOCKET M5X16
16	JH5608008	2	BEARING BLOCK
17	JH0SM4001	16	WASHER SPRING M4
18		16	BOLT SOCKET M4X20
19	JH5608009	1	OIL SEAL 75X60X8
20	JH5608010	1	OIL SEAL 75X55X8
21	JH5608011	1	REDUCER ASSY
22	JH5608012	4	RUBBER CAP 10
23	JH5608013	1	REDUCTION FRAME
24	JHOPM5001	4	WASHER PLAIN M5
25	JH0SM5001	4	WASHER SPRING M5
26		4	BOLT SOCKET M5X20
27	JH5608014	1	GEAR B
28		3	SET SCREW SOCKET (FT) M6X6
29	JH5608012	1	RUBBER CAP 10
30	JH0SM5001	4	WASHER SPRING M5
31		4	BOLT SOCKET M5X20
32	JH5608015	1	SENSOR ADJUSTING SEAT
33		2	SET SCREW SOCKET (FT) M5X6
34	JH5605027	1	SENSOR ASSY
35		1	BOLT SOCKET M3X10
36	JH5608016	1	SENSOR BAFFLE
37		1	BOLT SOCKET M5X8
38	JH5608017	1	FIXING SEAD
39	JHOPM5001	6	WASHER PLAIN M5
40	JH0SM5001	6	WASHER SPRING M5
41		6	BOLT SOCKET M5X16
42	JH5608018	1	ADJUSTING WASHER
43		4	SET SCREW SOCKET (FT) M5X6
44	JH5608019	1	GEAR SHAFT A

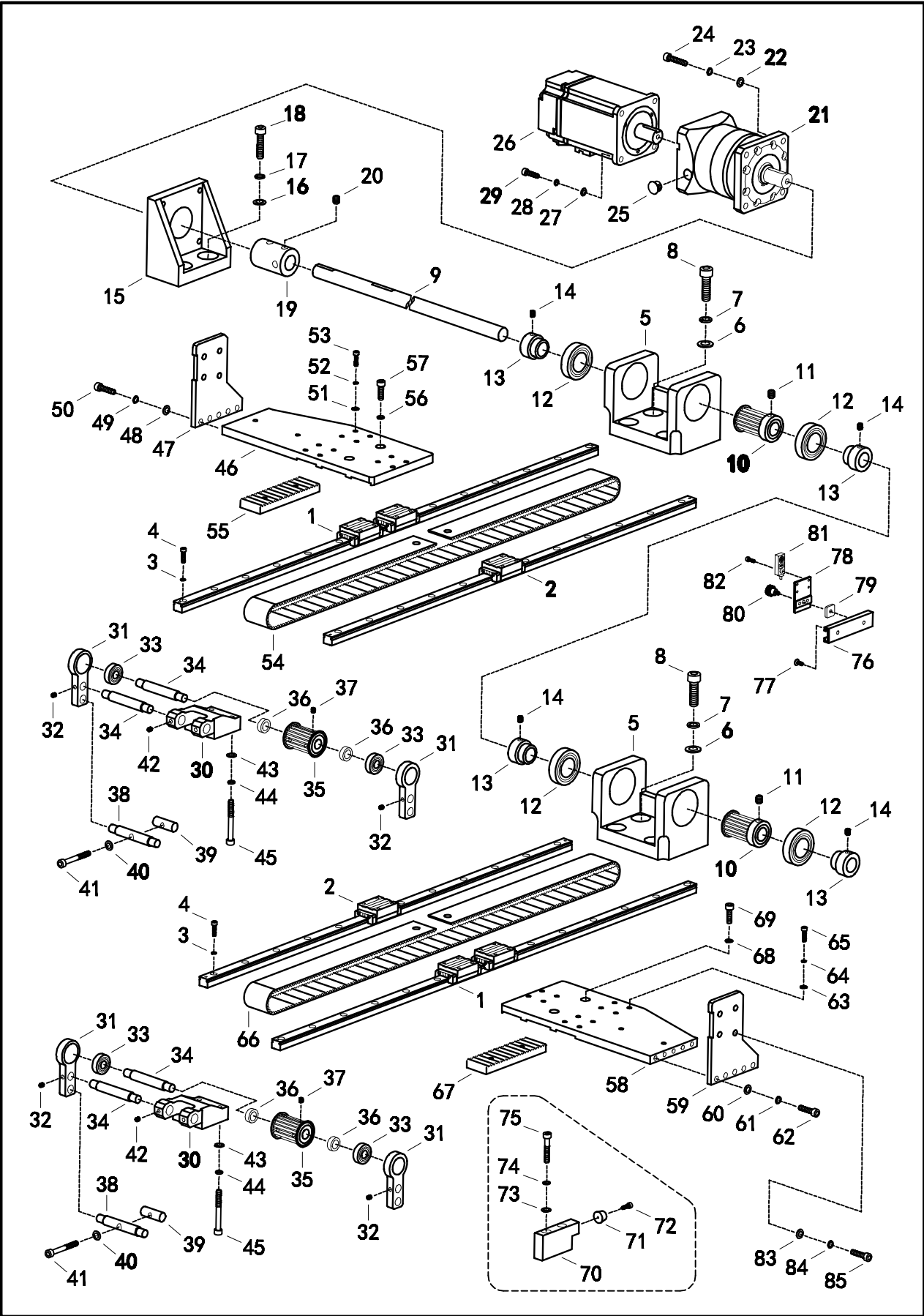
8. Reducer mechanism



8. Reducer mechanism

No.	Code	Qty	Description
1	JH5608001	1	FIXING SEAT OF GEAR BOX
2	JH5608002	1	GEAR A
3	JH5608003	2	BALL BEARING HR32011XJ
4	JH5608004	1	GEAR SHAST
5	JH5608005	1	FIXING SEAT OF GEAR
6	JH0SM5001	6	WASHER SPRING M5
7		6	BOLT SOCKET M5X20
8	JH0SM5001	6	WASHER SPRING M5
9		6	BOLT SOCKET M5X16
10	JH5608006	1	RING
11	JH5608007	1	CONNECTING SHAFT
12	JH0SM5001	6	WASHER SPRING M5
13		6	BOLT SOCKET M5X16
14	JH0SM5001	6	WASHER SPRING M5
15		6	BOLT SOCKET M5X16
16	JH5608008	2	BEARING BLOCK
17	JH0SM4001	16	WASHER SPRING M4
18		16	BOLT SOCKET M4X20
19	JH5608009	1	OIL SEAL 75X60X8
20	JH5608010	1	OIL SEAL 75X55X8
21	JH5608011	1	REDUCER ASSY
22	JH5608012	4	RUBBER CAP 10
23	JH5608013	1	REDUCTION FRAME
24	JH0PM5001	4	WASHER PLAIN M5
25	JH0SM5001	4	WASHER SPRING M5
26		4	BOLT SOCKET M5X20
27	JH5608014	1	GEAR B
28		3	SET SCREW SOCKET (FT) M6X6
29	JH5608012	1	RUBBER CAP 10
30		4	WASHER SPRING M5
31		4	BOLT SOCKET M5X20
32	JH5608015	1	SENSOR ADJUSTING SEAT
33		2	SET SCREW SOCKET (FT) M5X6
34	JH5605027	1	SENSOR ASSY
35		1	BOLT SOCKET M3X10
36	JH5608016	1	SENSOR BAFFLE
37		1	BOLT SOCKET M5X8
38	JH5609001	1	FIXING SEAD
39		6	WASHER PLAIN M5
40		6	WASHER SPRING M5
41		6	BOLT SOCKET M5X16
42	JH5609002	1	ADJUSTING WASHER
43		4	SET SCREW SOCKET (FT) M5X6
44	JH5608019	1	GEAR SHAFT A

9. Feed mechanism



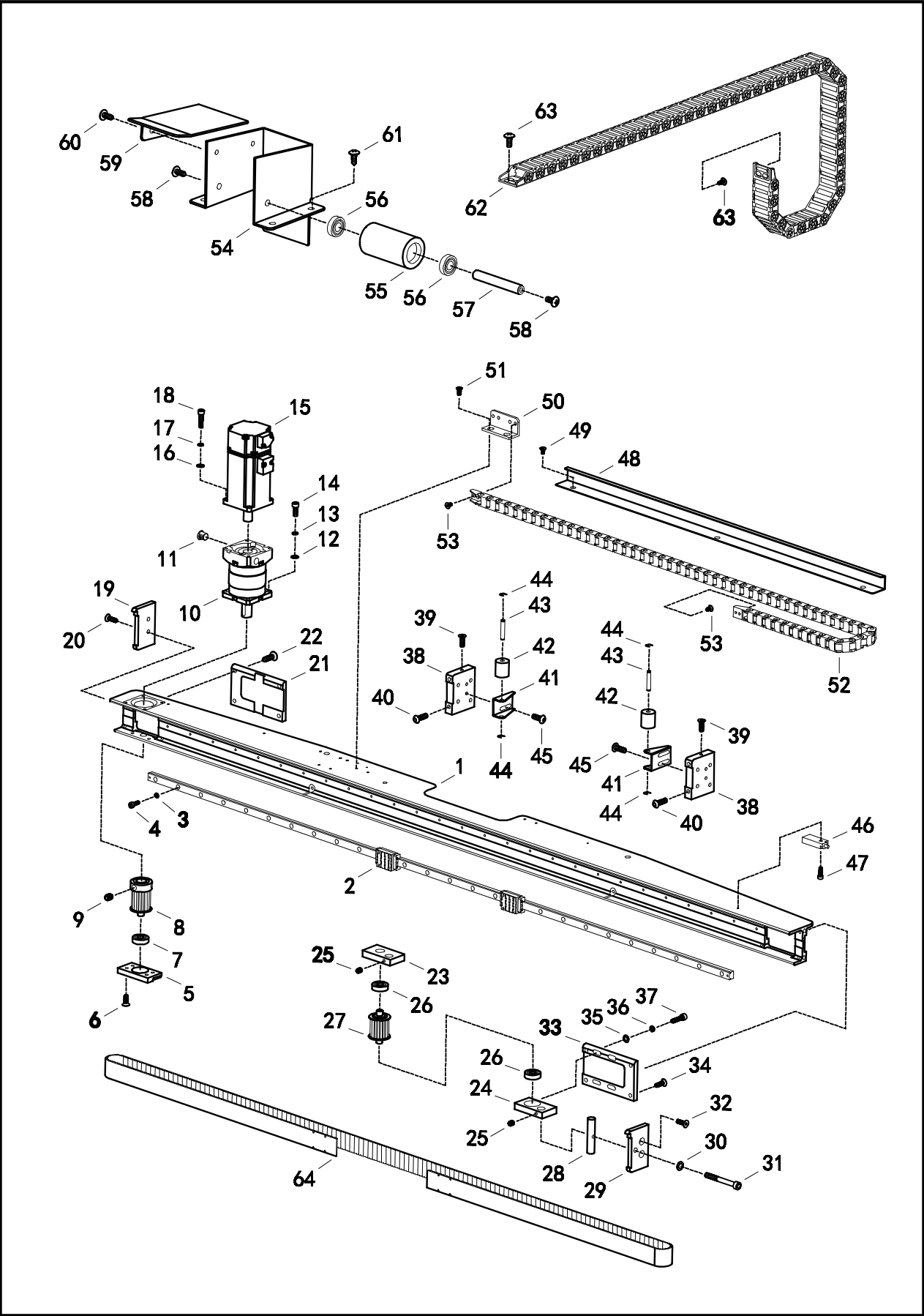
9. Feed mechanism

No.	Code	Qty	Description
1	JH5705001	2	Y-LM GUIDE R
2	JH5705002	2	LINEAR GUIDE RAIL ASSY
3	JHOSM4001	72	WASHER SPRING M4
4		72	BOLT SOCKET M4X16
5	JH5705003	2	Y FIXING SEAT OF SYNCHRONOUS PULLEY A
6	JHOPM1001	8	WASHER PLAIN M10
7	JHOSM1001	8	WASHER SPRING M10
8		8	BOLT SOCKET M10X35
9	JH5705004	1	Y DRIVE SHAFT
10	JH5705005	2	Y PULLEY A ASSY
11		4	SET SCREW SOCKET (FT) M8X10
12	JH5705006	4	BALL BEARING 6005ZZCM
13	JH5705007	4	BALL BEARING BUSH Y
14		8	SET SCREW SOCKET (FT) M6X8
15	JH5705008	1	Y FIXING SEAT OF GEAR BOX
16	JHOPM8001	2	WASHER PLAIN M8
17	JHOSM8001	2	WASHER SPRING M8
18		2	BOLT SOCKET M8X35
19	JH5705009	1	Y COUPLING
20		6	SET SCREW SOCKET (FT) M6X8
21	JH5705010	1	Y REDUCER ASSY
22	JHOPM6001	4	WASHER PLAIN M6
23	JHOSM6001	4	WASHER SPRING M6
24		4	BOLT SOCKET M6X30
25	JH5705011	2	RUBBER CAP 13
26	JH5605025	1	Y SERVO MOTOR ASSY
27	JHOPM5001	4	WASHER PLAIN M5
28	JHOSM5001	4	WASHER SPRING M5
29		4	BOLT SOCKET M5X20
30	JH5705012	2	Y FIXING SEAT OF SYNCHRONOUS PULLEY B
31	JH5705013	4	Y ADJUSTING SEAT OF SYNCHRONOUS PULLEY
32		8	SET SCREW SOCKET (FT) M5X6
33	JH5605006	4	BALL BEARING 6000ZZCM
34	JH5705014	4	Y SHAFT A
35	JH5705015	2	Y PULLEY B ASSY
36	JH5705016	4	WASHER 18X12X7
37		8	SET SCREW SOCKET (FT) M5X6
38	JH5705017	2	Y SHAFT B
39	JH5705018	2	Y SHAFT C
40	JHOPM6001	2	WASHER PLAIN M6
41		2	BOLT SOCKET M6X50
42		4	SET SCREW SOCKET (FT) M5X6
43	JHOPM6001	8	WASHER PLAIN M6
44	JHOSM6001	8	WASHER SPRING M6
45		8	BOLT SOCKET M6X55
46	JH5705019	1	Y FIXING PLATE A
47	JH5705020	1	XY CONNECTING PLATE
48	JHOPM6001	5	WASHER PLAIN M6
49	JHOSM6001	5	WASHER SPRING M6
50		5	BOLT SOCKET M6X25

9. Feed mechanism

No.	Code	Qty	Description
51	JHOPM4001	12	WASHER PLAIN M4
52	JHOSM4001	12	WASHER SPRING M4
53		12	BOLT SOCKET M4X20
54	JH5705021	1	Y SYNCHRONOUS BELT
55	JH5705022	1	Y SYNCHRONOUS BELT HOLDER
56	JHOSM6001	2	WASHER SPRING M6
57		2	BOLT SOCKET M6X20
58	JH5705023	1	Y FIXING PLATE A
59	JH5705020	1	XY CONNECTING PLATE
60	JHOPM6001	5	WASHER PLAIN M6
61	JHOSM6001	5	WASHER SPRING M6
62		5	BOLT SOCKET M6X25
63	JHOPM4001	12	WASHER PLAIN M4
64	JHOSM4001	12	WASHER SPRING M4
65		12	BOLT SOCKET M4X20
66	JH5705021	1	Y SYNCHRONOUS BELT
67	JH5705022	1	Y SYNCHRONOUS BELT HOLDER
68	JHOSM6001	2	WASHER SPRING M6
69		2	BOLT SOCKET M6X20
70	JH5705024	2	LIMIT FIXED SEAT
71	JH5605016	2	AUXILIARY PLATE CUSHION
72		2	BOLT SOCKET M4X10
73	JHOPM6001	4	WASHER PLAIN M6
74	JHOSM6001	4	WASHER SPRING M6
75		4	BOLT SOCKET M6X35
76	JH5705025	1	FIXING SEAT OF SENSOR
77		2	SCREW FLAT M4X10
78	JH5705026	1	ADJUSTING SEAT ASSEMBVG OF SENSOR
79	JH5705027	1	NUT M4
80	JH5705028	1	SHOULDER SCREW M4
81	JH5605027	1	SENSOR ASSY
82		1	BOLT SOCKET M3X10
83	JHOPM6001	8	WASHER PLAIN M6
84	JHOSM6001	8	WASHER SPRING M6
85		8	BOLT SOCKET M6X25

10. Feed mechanism



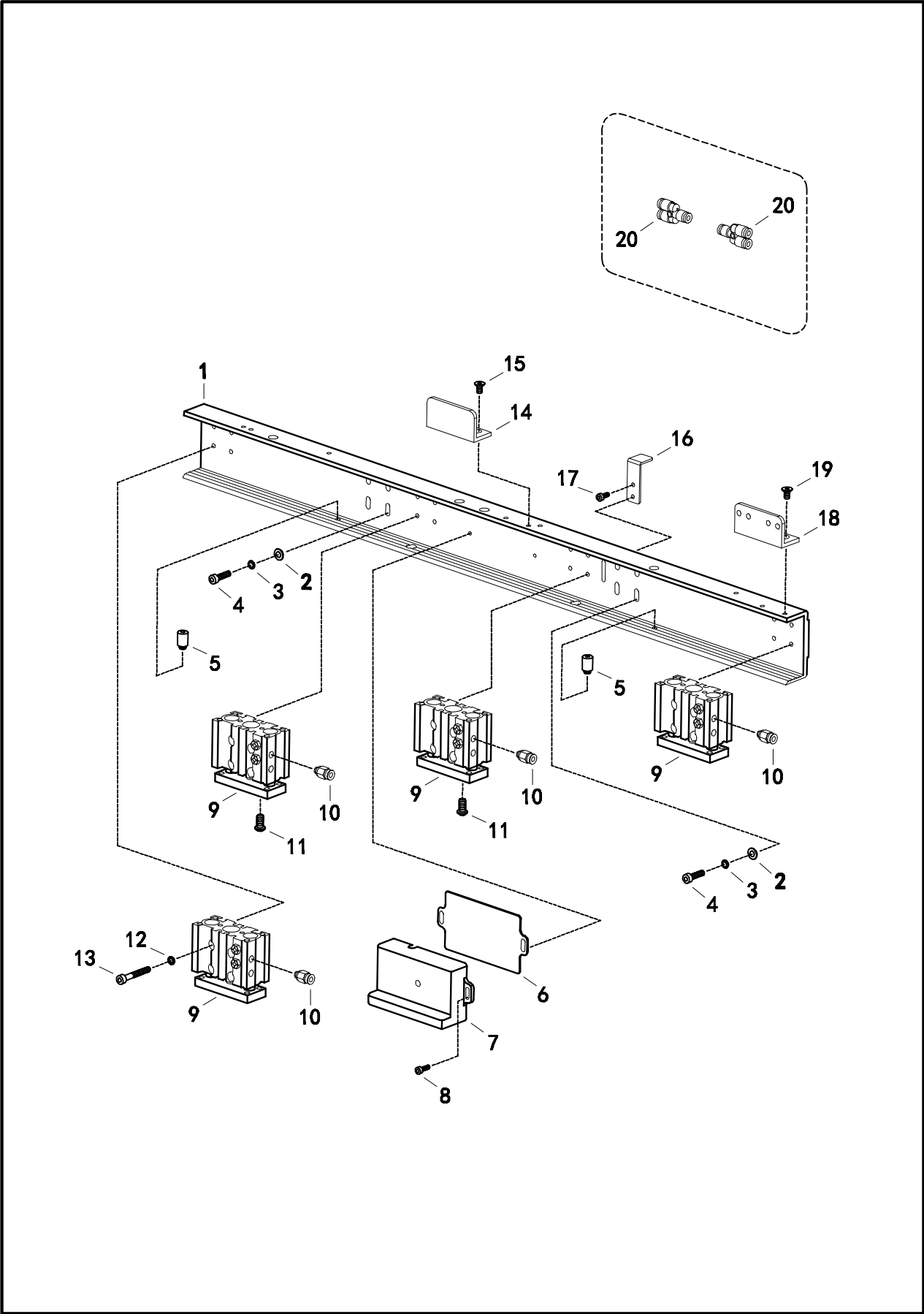
10. Feed mechanism

No.	Code	Qty	Description
1	JH5706001	1	X FIXING SEAT OF DRWER
2	JH5706002	1	X-LM GUIDE R
3	JH0SM4001	27	WASHER SPRING M4
4		27	BOLT SOCKET M4X16
5	JH5706003	1	FIXING SEAT OF BEARING
6		4	SCREW FLAT M5X14
7	JH5605006	1	BALL BEARING 6000ZZCM
8	JH5706004	1	X PULLEY A ASSY
9		3	SET SCREW SOCKET (FT) M8X10
10	JH5706005	1	X REDUCER ASSY
11	JH5608012	2	RUBBER CAP 10
12	JH0PM5001	4	WASHER PLAIN M5
13	JH0SM5001	4	WASHER SPRING M5
14		4	BOLT SOCKET M5X14
15	JH5706006	1	X SERVO MOTOR ASSY
16	JH0PM4001	4	WASHER PLAIN M4
17	JH0SM4001	4	WASHER SPRING M4
18		4	BOLT SOCKET M4X20
19	JH5706007	1	X BAFFLE
20		2	SCREW FLAT M5X16
21	JH5706008	1	X FIXING PLATE
22		4	SCREW FLAT M5X16
23	JH5706009	1	X SYNCHRONOUS WHEEL SEAT
24	JH5706010	1	X SYNCHRONOUS WHEEL SEAT
25		2	SET SCREW SOCKET (FT) M5X6
26	JH5605006	2	BALL BEARING 6000ZZCM
27	JH5706011	1	X PULLEY B ASSY
28	JH5706012	1	X SHUFT
29	JH5706013	1	X ADJUSTING AND FIXING PLATE
30	JH0PM6001	1	WASHER PLAIN M6
31		1	BOLT SOCKET M6X55
32		2	SCREW FLAT M5X16
33	JH5706014	1	X ADJUSTING AND FIXING PLATE
34		4	SCREW FLAT M5X16
35	JH0PM5001	4	WASHER PLAIN M5
36	JH0SM5001	4	WASHER SPRING M5
37		4	BOLT SOCKET M5X20
38	JH5706015	2	X FIXING SEAT
39		2	SCREW FLAT M5X16
40		4	SCREW M6X20
41	JH5706016	2	ADJUSTING SUPPORT
42	JH5706017	2	ROLLER A
43	JH5706018	2	ROLLER SHAFT A
44	JH5706019	4	RETAINING RING E5
45		4	SCREW M5X14
46	JH5605027	1	SENSOR ASSY
47		1	BOLT SOCKET M3X10
48	JH5706020	1	PROTECTION COVER OF TANK CHAIN A
49		3	SCREW FLAT M4X8
50	JH5706021	1	TANK CHAIN SUPPORT B

10. Feed mechanism

No.	Code	Qty	Description
51		2	SCREW FLAT M4X10
52	JH5706022	1	TANK CHAIN SUPPORT ASSY B
53		4	SCREW PAN M4X8
54	JH5706023	1	BRACKET SEAT OF COVER PROCTION
55	JH5706024	1	ROLLER B
56	JH5706025	2	BALL BEARING 6900ZZCM
57	JH5706026	2	ROLLER SHAFT B
58		2	SCREW PAN M5X12
59	JH5706027	1	TANK CHAIN COVER PLATE
60		2	SCREW PAN M5X12
61		4	WOOD SCREW ROUND ST5.5X19
62	JH5706028	1	TANK CHAIN SUPPORT ASSY C
63		6	SCREW PAN M5X12
64	JH5705029	1	X SYNCHRONOUS BELT

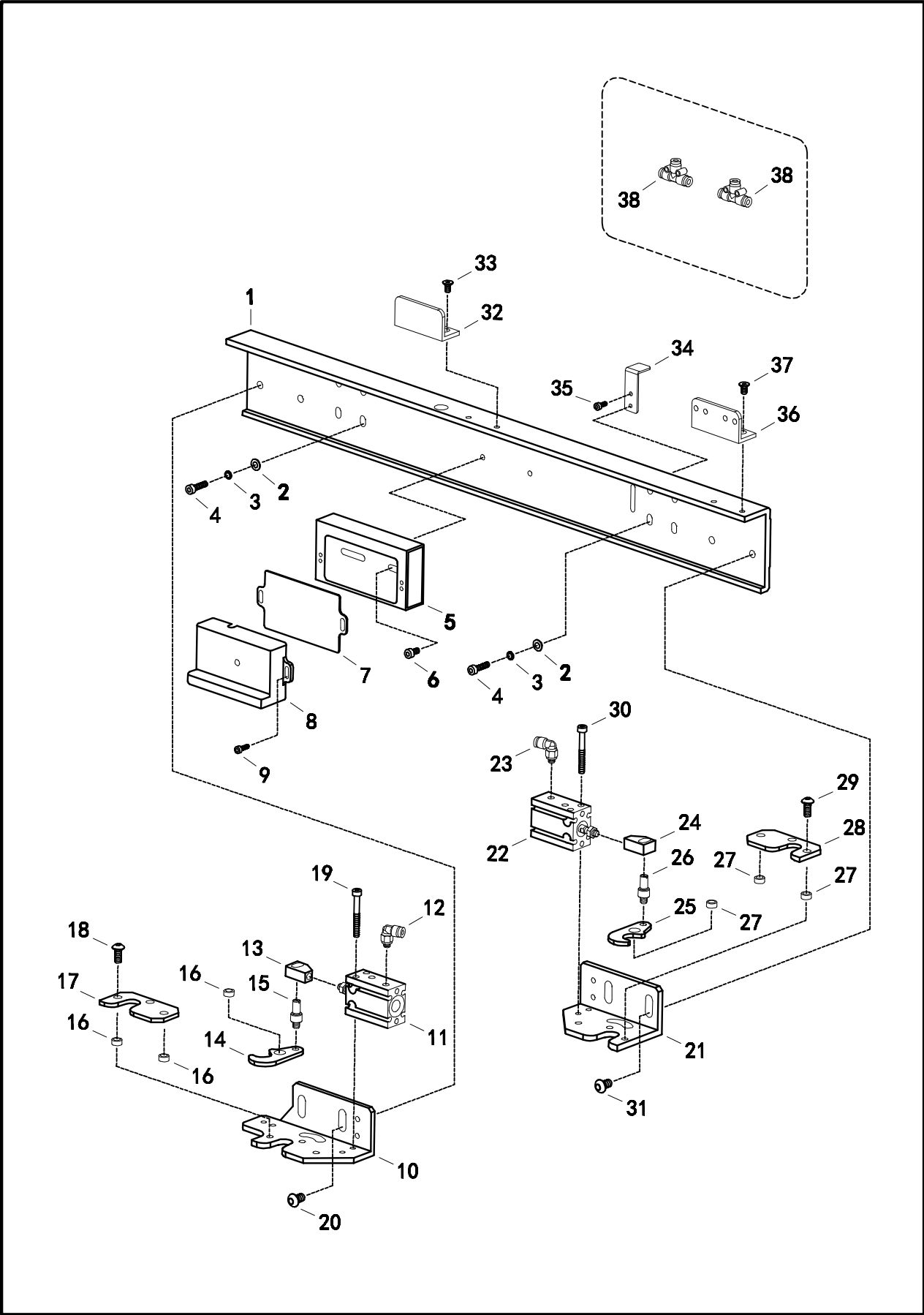
11. Feed mechanism



11. Feed mechanism

No.	Code	Qty	Description
1	JH5707001	1	FIXING SEAT OF PRESSURE FRAME
2	JHOPM4001	8	WASHER PLAIN M4
3	JHOSM4001	8	WASHER SPRING M4
4		8	BOLT SOCKET M4X16
5	JH5707002	2	DOWEL PIN
6	JH5707003	1	PROTECTIVE COVER
7	JH5707004	1	SWEED CODE SENSOR SEAT
8		2	BOLT SOCKET M3X10
9	JH5707005	4	CYLINDER ASSY 12X10
10	JH5707006	8	JOINT
11	JH5707007	2	SCREW M5X10
12	JHOSM4001	16	WASHER SPRING M4
13		16	BOLT SOCKET M4X30
14	JH5707008	1	TANK CHAIN SUPPORT C
15		2	SCREW FLAT M4X10
16	JH5707009	1	SENSOR BAFFLE
17		2	BOLT SOCKET M3X8
18	JH5706021	1	TANK CHAIN SUPPORT B
19		2	SCREW FLAT M4X10
20	JH5707010	6	TEE COWPLING

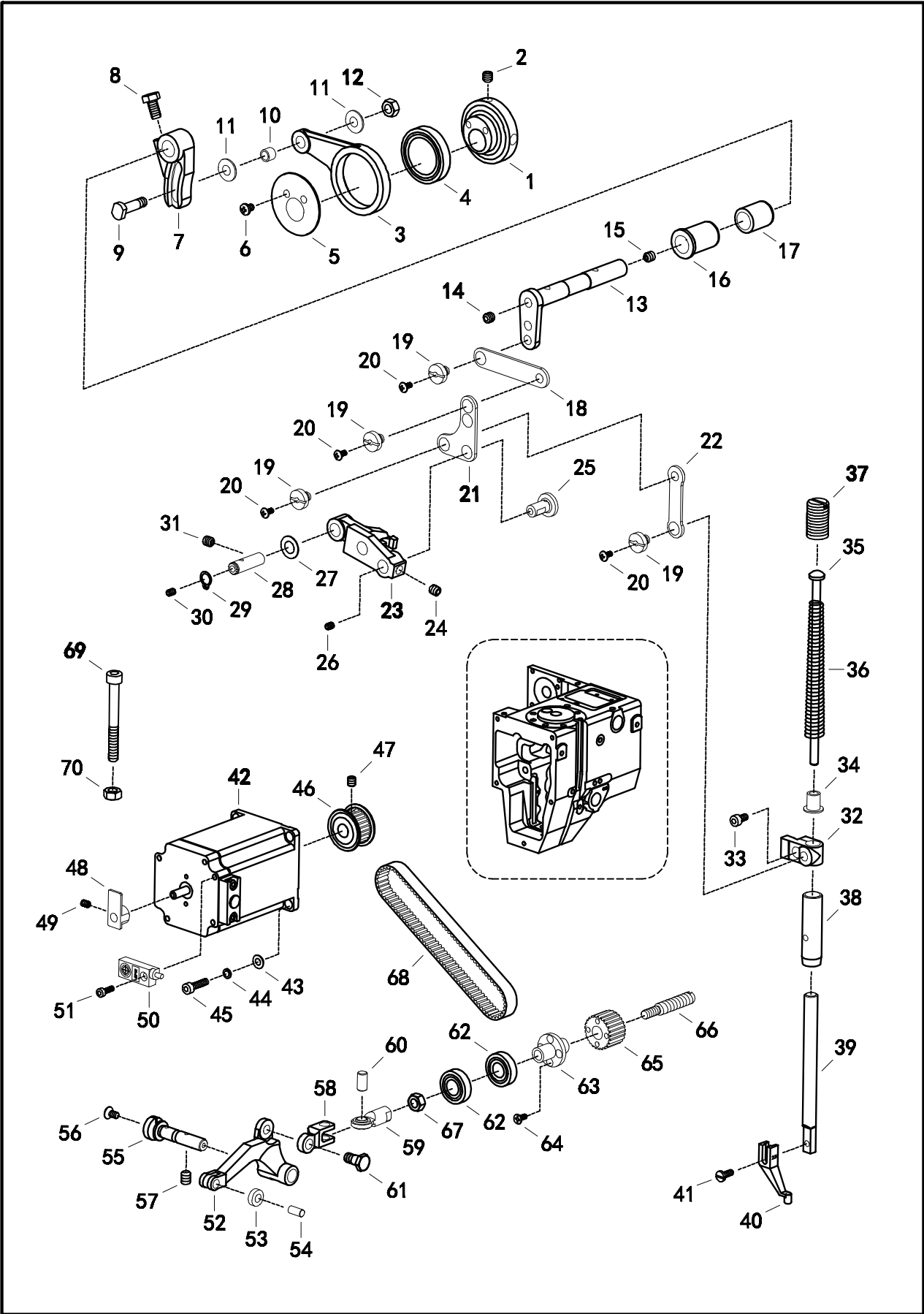
12. Feed mechanism



12. Feed mechanism

No.	Code	Qty	Description
1	JH5708001	1	FIXING SEAT OF PRESSURE FRAME
2	JHOPM4001	8	WASHER PLAIN M4
3	JHOSM4001	8	WASHER SPRING M4
4		8	BOLT SOCKET M4X16
5	JH5708002	1	FIXING SWPPORT OF SWEEP CODE SENSOR
6		2	BOLT SOCKET M4X8
7	JH5707003	1	PROTECTIVE COVER
8	JH5707004	1	SWEED CODE SENSOR SEAT
9		2	BOLT SOCKET M3X6
10	JH5708003	1	FIXING SEAT OF CYLINDER A
11	JH5708004	1	CYLINDER ASSY 16X15
12	JH5708005	2	JOINT
13	JH5708006	1	CYLINDER JOINT
14	JH5708007	1	CYLINDER ROD
15	JH5708008	1	SHOULDER SCREW M5
16	JH5708009	3	ROLLER STEPING CLAMP
17	JH5708010	1	FIXING PLATE OF CONNCTING ROD
18		3	SCREW M5X12
19		2	BOLT SOCKET M4X35
20		2	SCREW M5X12
21	JH5708011	1	FIXING SEAT OF CYLINDER B
22	JH5708004	1	CYLINDER ASSY 16X15
23	JH5708005	2	JOINT
24	JH5708006	1	CYLINDER JOINT
25	JH5708007	1	CYLINDER ROD
26	JH5708008	1	SHOULDER SCREW M5
27	JH5708009	3	ROLLER STEPING CLAMP
28	JH5708010	1	FIXING PLATE OF CONNCTING ROD
29		3	SCREW M5X12
30		2	BOLT SOCKET M4X35
31		2	SCREW M5X12
32	JH5707008	1	TANK CHAIN SUPPORT C
33		2	SCREW FLAT M4X10
34	JH5707009	1	SENSOR BAFFLE
35		2	BOLT SOCKET M3X8
36	JH5706021	1	TANK CHAIN SUPPORT B
37		2	SCREW FLAT M4X10
38	JH5708012	2	TEE COWPLING

13. Work clamp lifter mechanism



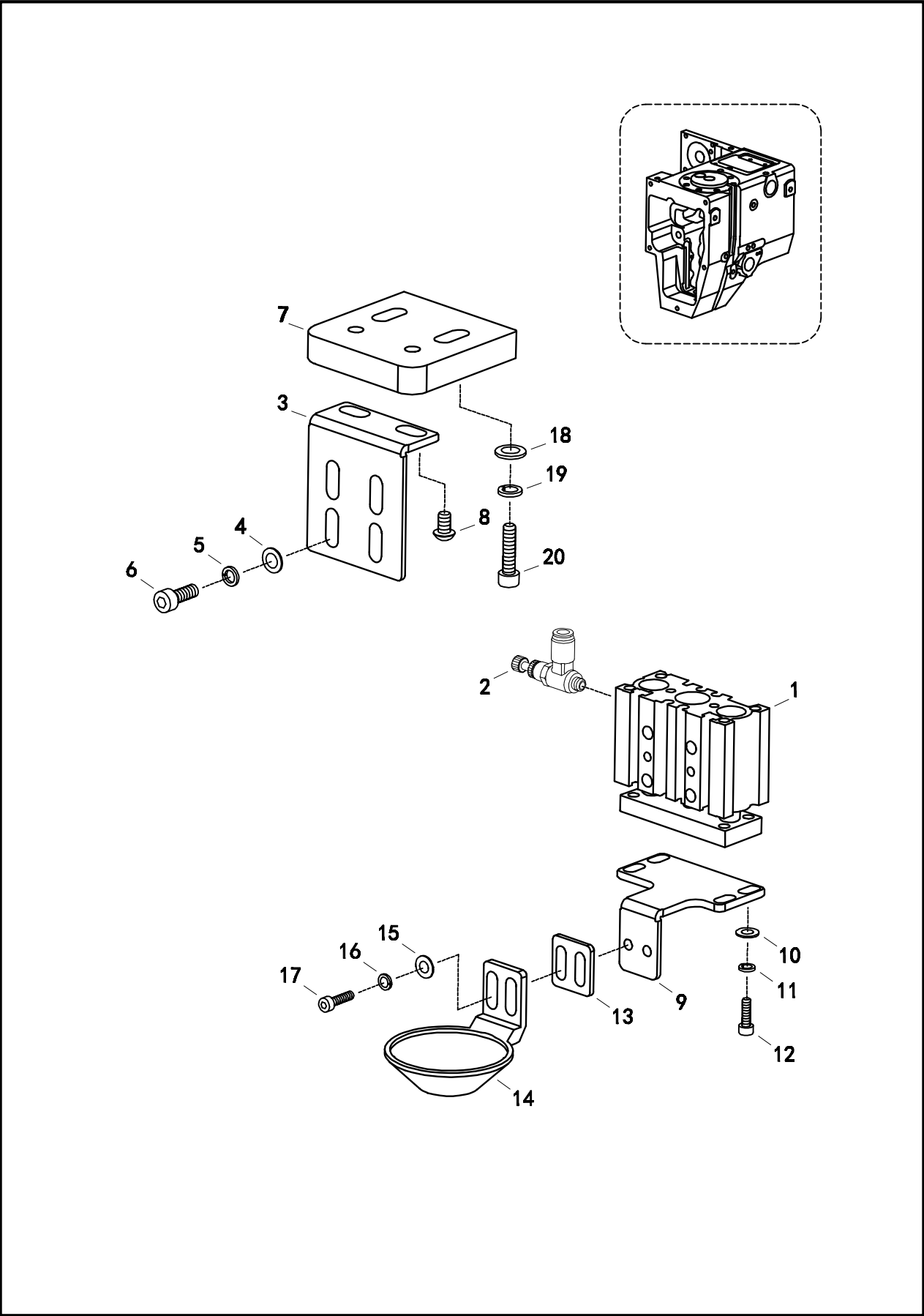
13. Work clamp lifter mechanism

No.	Code	Qty	Description
1	JH5805001	1	STEPPING CLAMP CAM
2		2	SET SCREW SOCKET (FT) M6X6
3	JH5805002	1	STEPPING CLAMP CON ROD A
4	JH5805003	1	BALL BEARING 6805ZZCM
5	JH5805004	1	WASHER STEPPING CLAMP CAM
6		2	SCREW PAN M4X6
7	JH5805005	1	STEPPING CLAMP ARM
8		1	BOLT M6X12
9	JH5805006	1	ROLLER SHAFT STEPPING CLAMP
10	JH5805007	1	ROLLER STEPPING CLAMP
11	JH5805008	2	WASHER 6
12	JH0NM6001	1	NUT M6
13	JH5805009	1	STEPPING CLAMP ARM
14		1	SET SCREW SOCKET (FT) M6X6
15		1	SET SCREW SOCKET (FT) M6X6
16	JH5805010	1	BUSH STEPPING CLAMP A
17	JH5805011	1	BUSH STEPPING CLAMP B
18	JH5805012	1	STEPPING CLAMP LINK A
19	JH5805013	4	SHOULDER SCREW M6
20		4	SCREW PAN M3X4
21	JH5805014	1	STEPPING CLAMP LINK B
22	JH5805015	1	STEPPING CLAMP LINK C
23	JH5805016	1	STEPPING CLAMP LIFTER LINK B
24		1	SET SCREW SOCKET (FT) M6X6
25	JH5805017	1	SHAFT STEPPING CLAMP LINK
26		1	SET SCREW SOCKET (FT) M4X4
27	JH5805018	1	WASHER 8
28	JH5805019	1	SHAFT STEPPING CLAMP LIFT LINK
29		1	RETAINING RING EXTERNAL 8
30		1	SET SCREW SOCKET (FT) M4X4
31		1	SET SCREW SOCKET (FT) M6X6
32	JH5805020	1	PRESSER BAR CLAMP
33		1	BOLT SOCKET M4X8
34	JH5805021	1	COLLAR PRESSER BAR SPRING
35	JH5805022	1	PRESSER BAR SPRING GUIDE
36	JH5805023	1	PRESSER BAR SPRING
37	JH5805024	1	PRESSER ADJUSTING SCREW M14
38	JH5805025	1	PRESSER BAR BUSH
39	JH5805026	1	PRESSER BAR
40	JH5805027	1	PRESSER FOOT A
41		1	SET SCREW SM9/64X40-10
42	JH5805028	1	SERVO MOTOR ASSY
43	JH0PM4001	4	WASHER PLAIN M4
44	JH0SM4001	4	WASHER SPRING M4
45		4	BOLT SOCKET M4X16
46	JH5805029	1	PULLEY A ASSY
47		2	SET SCREW SOCKET (FT) M5X5
48	JH5805030	1	SENSOR BAFFLE
49		1	SET SCREW SOCKET (FT) M4X4
50	JH5605027	1	SENSOR ASSY

13. Work clamp lifter mechanism

No.	Code	Qty	Description
51		1	BOLT SOCKET M3X10
52	JH5805031	1	STEPPING CLAMP LIFTER
53	JH5805032	1	ROLLER STEPPING CLAMP LIFTER
54	JH5805033	1	ROLLER SHAFT
55	JH5805034	1	SHAFT STEPPING CLAMP LIFTER
56		1	SCREW FLAT M4X10
57		1	SET SCREW SOCKET (FT) M6X6
58	JH5805035	1	UNIVERSAL JOINT
59	JH5805036	1	ROUND JOINT ASSY
60	JH5805037	1	PIN 6.35X12
61	JH5805038	1	SHOULDER SCREW M6
62	JH5805039	2	BALL BEARING 6900ZZCM
63	JH5805040	1	TRAPEZOIDAL SCREW SEAT
64		4	SCREW FLAT M3X8
65	JH5805041	1	PULLEY A ASSY
66	JH5805042	1	TRAPEZOIDAL SCREW TR8
67	JHONM6001	1	NUT M6
68	JH5805043	4	BELT 288-3M-10
69		1	BOLT SOCKET M6X60
70	JHONM6001	1	NUT M6

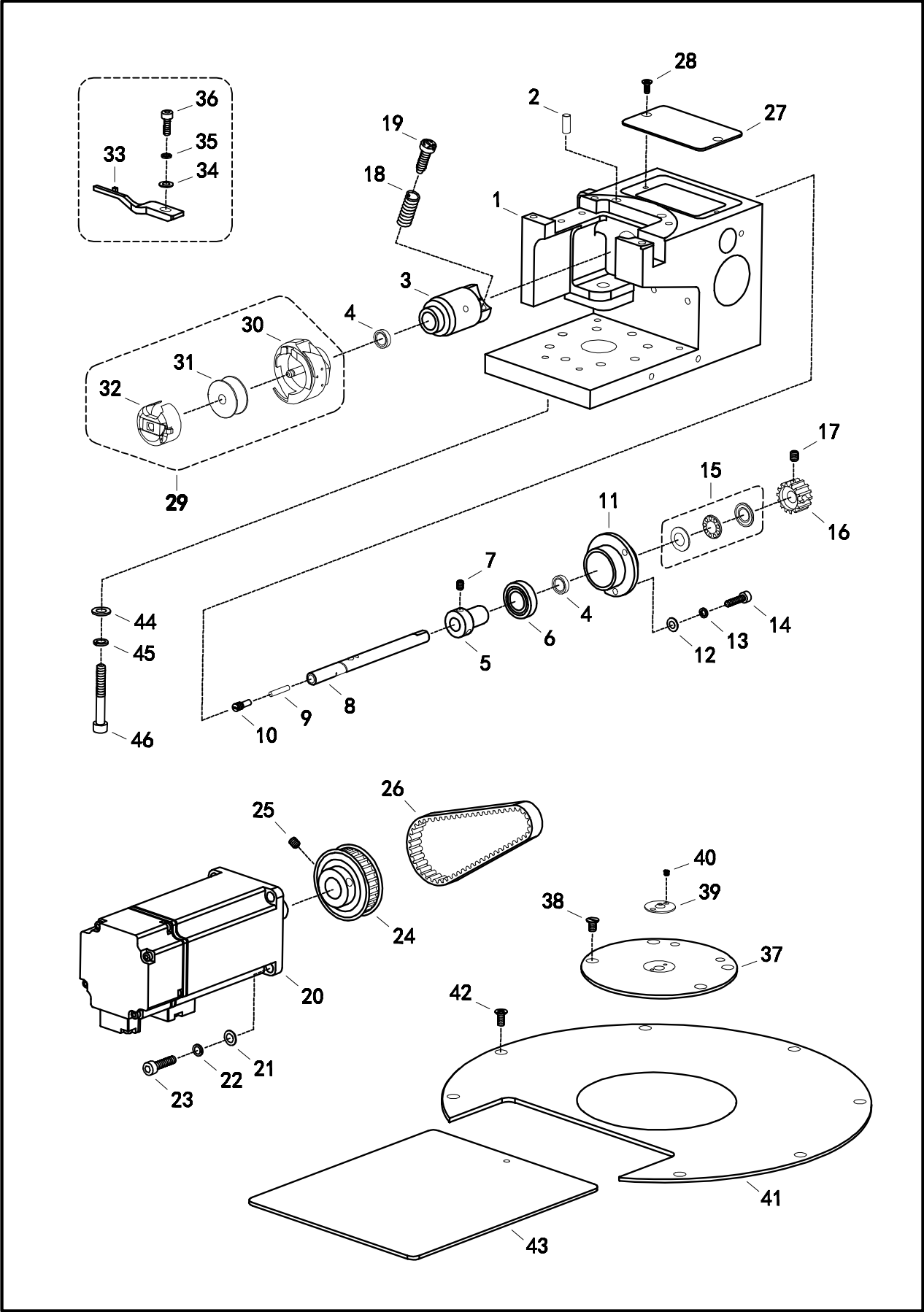
14. Work clamp lifter mechanism



14. Work clamp lifter mechanism

No.	Code	Qty	Description
1	JH5707005	1	CYLINDER ASSY 12X10
2	JH5807001	2	JOINT
3	JH5807002	1	ADJUSTING FIXING SEAT
4	JHOPM5001	4	WASHER PLAIN M5
5	JHOSM5001	4	WASHER SPRING M5
6		4	BOLT SOCKET M5X20
7	JH5807003	1	FIXING SEAT OF CYLINDER
8		2	SCREW M6X12
9	JH5807004	1	ADJUSTING FIXING SEAT
10	JHOPM4001	4	WASHER PLAIN M4
11	JHOSM4001	4	WASHER SPRING M4
12		4	BOLT SOCKET M4X12
13	JH5807005	1	ADJUSTING SPACER
14	JH5807006	1	PRESSER FOOT A
15	JHOPM4001	2	WASHER PLAIN M4
16	JHOSM4001	2	WASHER SPRING M4
17		2	BOLT SOCKET M4X10
18	JHOPM6001	2	WASHER PLAIN M6
19	JHOSM6001	2	WASHER SPRING M6
20		2	BOLT SOCKET M6X20

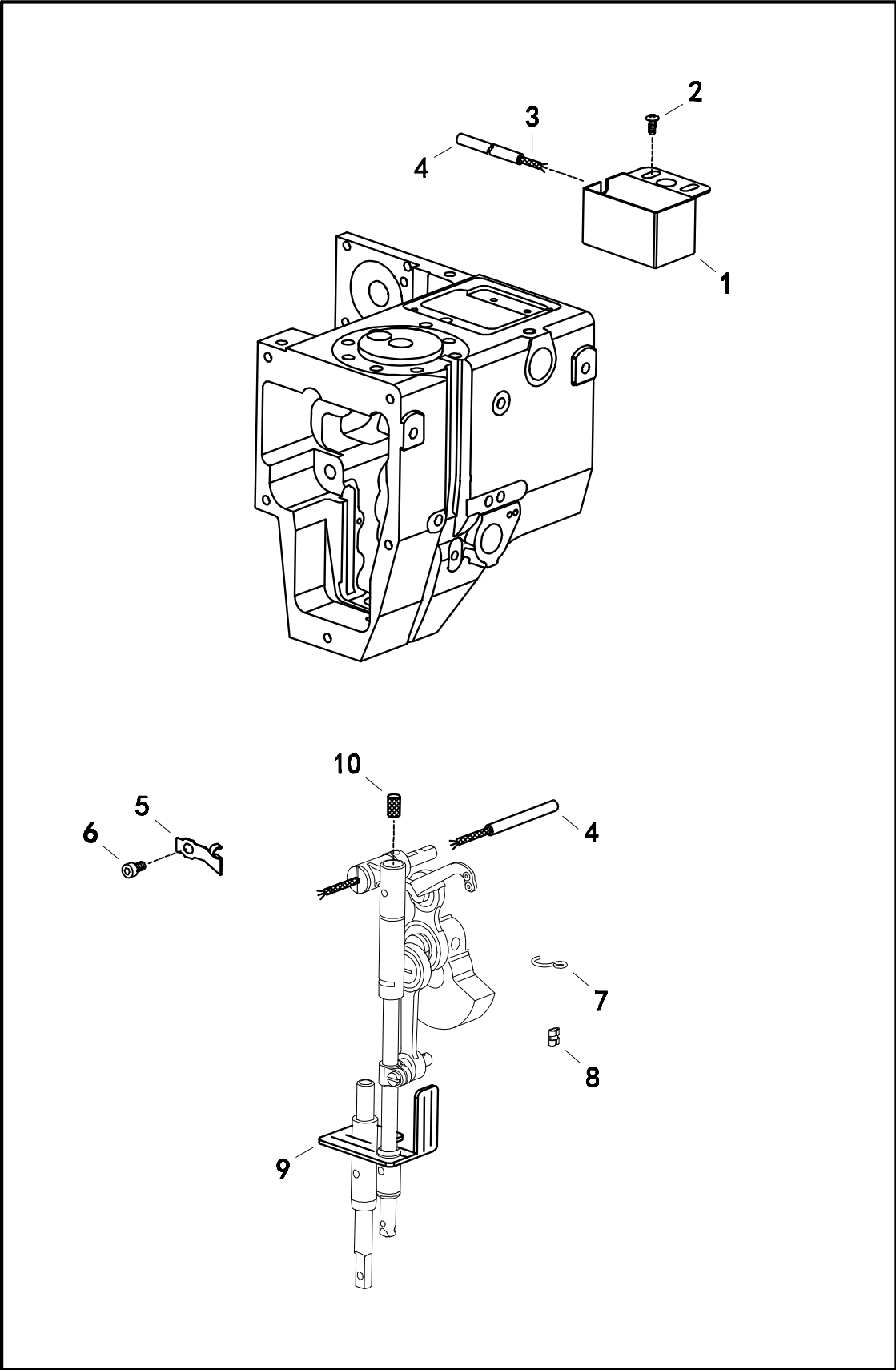
15. Lower shaft mechanism



15. Lower shaft mechanism

No.	Code	Qty	Description
1	JH5905001	1	FIXING SEAT OF ROTARY SHUTTLE BOX
2	JH5905002	2	PIN 5X12
3	JH5905003	1	SPINDLE SLEEVE
4	JH5905004	2	OIL SEAL 12X8X3
5	JH5905005	1	BALL BEARING BUSH
6	JH5905006	3	BALL BEARING 6901ZZCM
7		3	SET SCREW SOCKET (FT) M4X6
8	JH5905007	1	ROTARY HOOK SHAFT
9	JH5905008	1	FELT
10	JH5905009	1	SCREW FOR DAJUST OIL
11	JH5905010	1	BACK COVER OF ROTAYG HOOK
12	JHOPM3001	3	WASHER PLAIN M3
13	JHOSM3001	3	WASHER SPRING M3
14		3	BOLT SOCKET M3X10
15	JH5905011	1	BALL BEARING 16X8X5
16	JH5905012	1	LOWER SHAFT PULLEY ASSY
17		2	SET SCREW SOCKET (FT) M5X6
18	JH5905013	1	COMPRESSION SPRING
19	JH5905014	1	SCREW FOR DAJUST OIL
20	JH5706006	1	SERVO MOTOR ASSY B
21	JHOPM5001	4	WASHER PLAIN M5
22	JHOSM5001	4	WASHER SPRING M5
23		4	BOLT SOCKET M5X20
24	JH5905015	1	PULLEY A ASSY
25		2	SET SCREW SOCKET (FT) M5X6
26	JH5905016	1	BELT 275-5M-10
27	JH5905017	1	ABOVE COVER OF SHUTTLE BOX
28		2	SCREW FLAT M3X8
29	JH5905018	1	ROTARY HOOK ASSY A
30	JH5905019	1	ROTARY HOOK ASSY
31	JH5905020	1	BOBBIN
32	JH5905021	1	BOBBIN ASSY
33	JH5905022	1	HOOK STOPPER
34	JHOPM4001	1	WASHER PLAIN M4
35	JHOSM4001	1	WASHER SPRING M4
36		1	BOLT SOCKET M4X12
37	JH5905023	1	AUXILIARY PLATE A
38		4	SCREW SM11/64X40-8
39	JH5905024	1	NEEDLE HOLE PLATE 2.5
40		2	SCREW SM3/32X56-3
41	JH5905025	1	AUXILIARY PLATE B
42		7	WOOD SCREW ROUND ST3.5X16
43	JH5905026	1	AUXILIARY PLATE C
44	JHOPM6001	8	WASHER PLAIN M6
45	JHOSM6001	8	WASHER SPRING M6
46		8	BOLT SOCKET M6X45

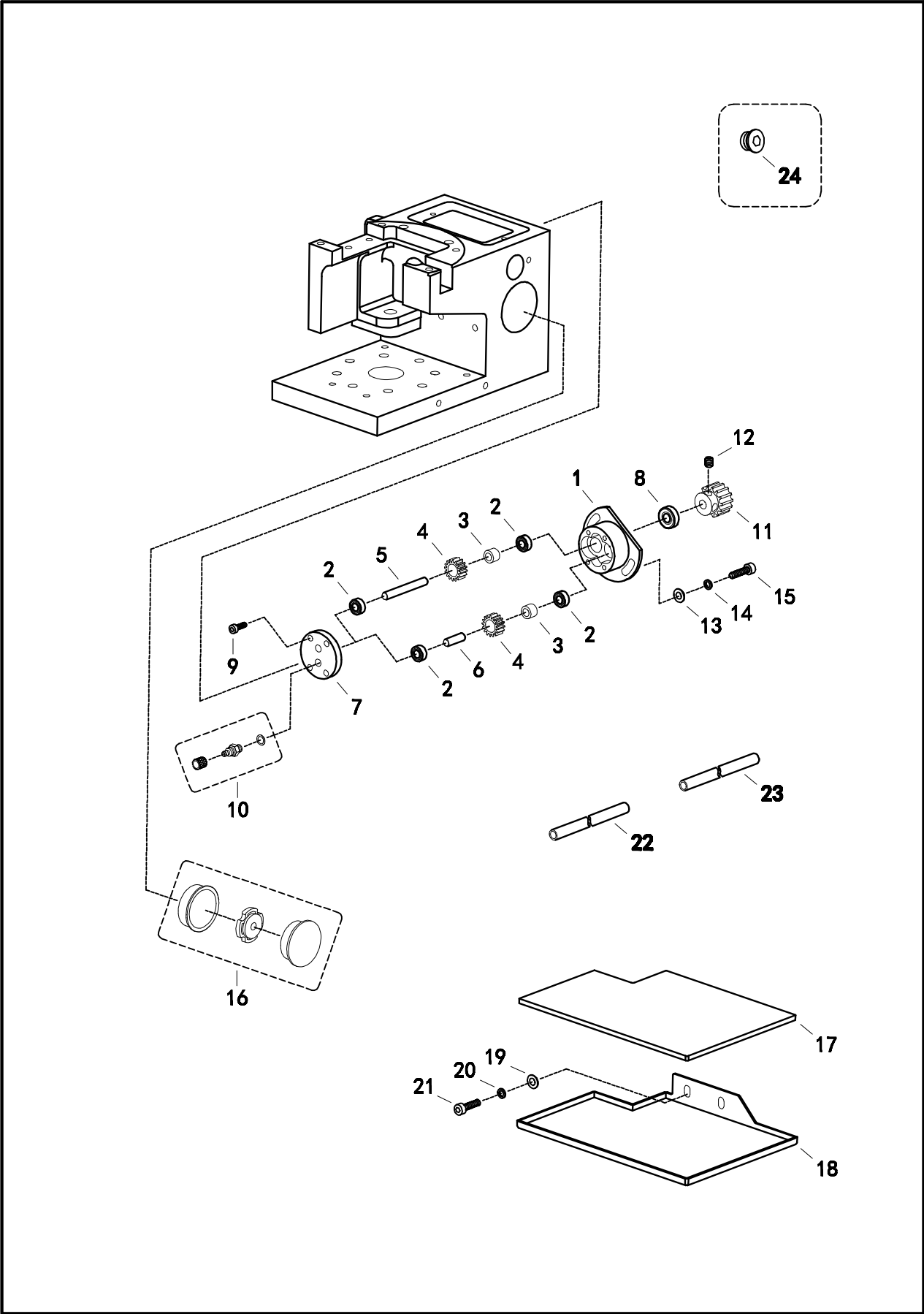
16. Lubrication



16. Lubrication

No.	Code	Qty	Description
1	JH6103001	1	OIL BOX A
2		2	SCREW PAN M3X8
3	JH6103002	1	WICK
4	JH6103003	1	OIL TUBE
5	JH6103004	1	WICK SUPPORT
6		1	BOLT SOCKET M4X8
7	JH6103005	1	FELT HANGER
8	JH6103006	1	FELT SUPPORT
9	JH6103007	1	FELT
10	JH6103008	1	FELT

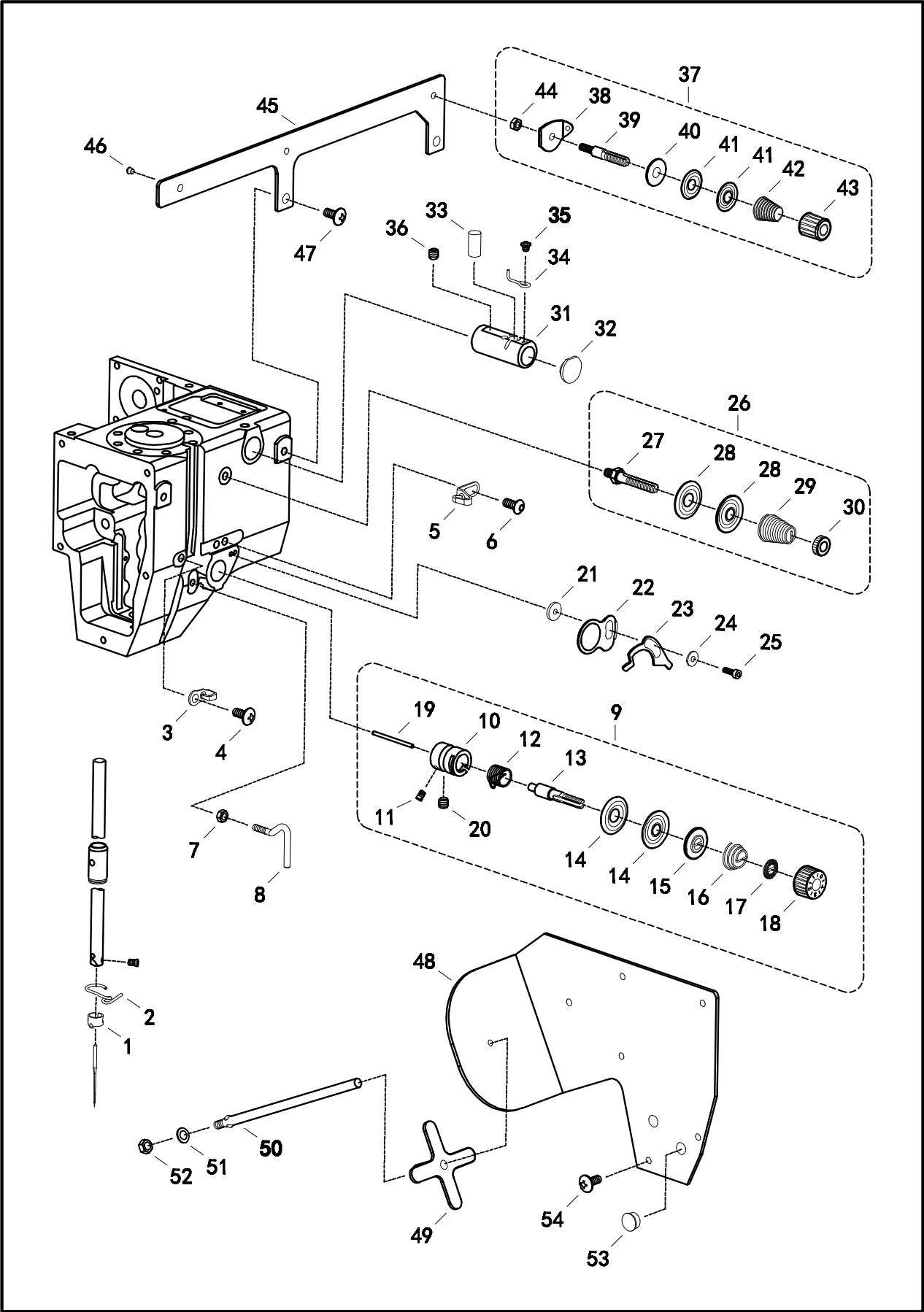
17. Lubrication



17. Lubrication

No.	Code	Qty	Description
1	JH6105001	1	ADJUSTING AND FIXED SEAT OF OIL PUMP
2	JH6105002	4	BALL BEARING 628ZZCM
3	JH6105003	2	SHAFT SLEEVE
4	JH6105004	2	GEAR
5	JH6105005	1	PULLEY SHAFT A
6	JH6105006	1	GEAR SHAFT B
7	JH6105007	1	TOP COVER OF OIL PUMP
8	JH6105008	1	OIL SEAL 14X5X5
9		4	BOLT SOCKET M3X10
10	JH6105009	2	OIL FEEDING PIPE ASSY
11	JH6105010	1	PULLEY ASSY
12		2	SET SCREW SOCKET (FT) M5X6
13	JHOPM4001	2	WASHER PLAIN M4
14	JHOSM4001	2	WASHER SPRING M4
15		2	BOLT SOCKET M4X16
16	JH6105011	1	OIL GAUGE WINDOW ASSY
17	JH6105012	1	FELT
18	JH6105013	1	OIL BOX B
19	JHOPM4001	2	WASHER PLAIN M4
20	JHOSM4001	2	WASHER SPRING M4
21		2	BOLT SOCKET M4X12
22	JH6105014	1	OIL TUBE
23	JH6105015	1	OIL TUBE
24	JH6105016	1	FILL PLUG

18. Threading mechanism



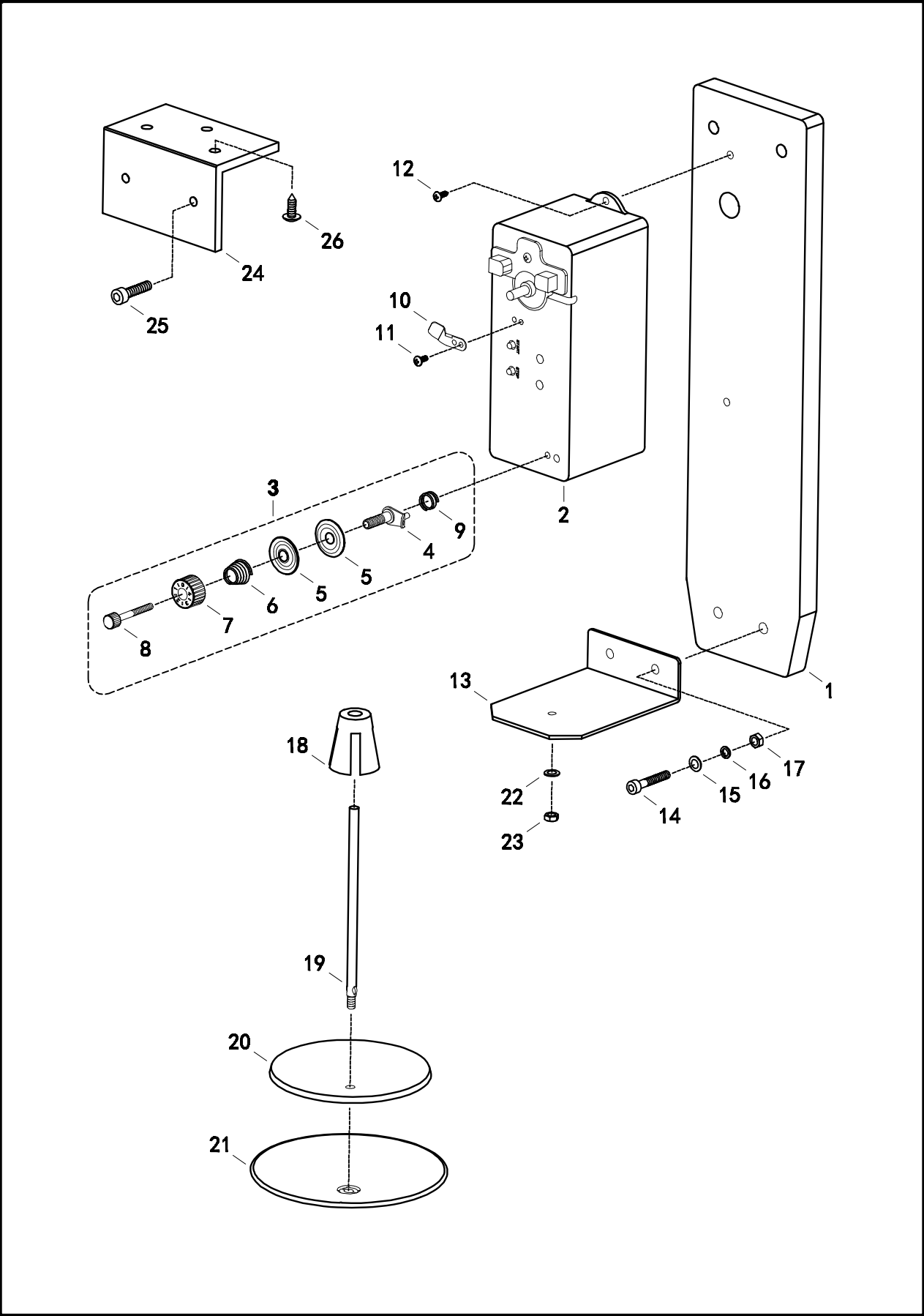
18. Threading mechanism

No.	Code	Qty	Description
1	JH6205001	1	NEEDLE BAR THREAD GUIDE A
2	JH6205002	1	N-BAR BUSH THREAD GUIDE B
3	JH6205003	1	ARM THREAD GUIDE A
4		1	SCREW PAN M5X8
5	JH6205004	1	ARM THREAD GUIDE B
6		1	SCREW PAN M5X8
7	JHONM4001	1	NUT M4
8	JH6205005	1	THREAD GUIDE ARM
9	JH6205006	1	TENSION A ASSY
10	JH6205007	1	TENSION BRACKET A
11		1	SET SCREW SM9/64X40-4
12	JH6205008	1	THREAD TAKE-UP SPRING
13	JH6205009	1	TENSION STUD A
14	JH6205010	2	DISC
15	JH6205011	1	TAPER DISC PRESSER
16	JH6205012	1	TENSION SPRING
17	JH6205013	1	WASHER
18	JH6205014	1	TENSION NUT
19	JH6205015	1	TENSION RELEASE PIN
20		1	SET SCREW SOCKET (FT) M6X6
21	JH6205016	1	WASHER
22	JH6205017	1	ADJUSTING SEAT OF SENSOR
23	JH6205018	1	BROKEN THREAD SENSOR
24	JH6205019	1	STOP WASHER
25		1	BOLT SOCKET M3X10
26	JH6205020	1	TENSION B ASSY
27	JH6205021	1	TENSION STUD B
28	JH6205022	2	DISC TENSION
29	JH6205023	1	SUB TENSION SPRING
30	JH6205024	1	TENSION NUT
31	JH6205025	1	NEEDLE COOLER ASSY
32	JH6205026	1	OIL WINDOW
33	JH6205027	1	FELT 8X15.5
34	JH6205028	1	NEEDLE COOLER THREAD GUIDE
35		1	SCREW PAN SM9/64X40-4
36		1	SET SCREW SOCKET (FT) M6X6
37	JH6205029	2	TENSION C ASSY
38	JH6205030	2	ARM THREAD GUIDE
39	JH6205031	2	TENSION STUD C
40	JH6205032	2	CUSHION
41	JH6205033	4	DISC TENSION
42	JH6205034	2	SUB TENSION SPRING
43	JH6205035	2	TENSION BRACKET A
44	JHONM4001	2	NUT M4

18. Threading mechanism

No.	Code	Qty	Description
45	JH6205036	1	FIXING SEAT OF TENSION
46	JH6205037	1	THREAD HANGER BASE
47		2	SCREW PAN M5X12
48	JH6205038	1	FRONT COVER THREAD SUPPORT
49	JH6205039	1	SPOOL CUSHION
50	JH6205040	1	SPOOL SHAFT
51	JH0PM5001	1	WASHER PLAIN M5
52	JH0NM5001	1	NUT M5
53	JH5505022	2	RUBBER CAP 10.5
54		5	SCREW PAN M5X12

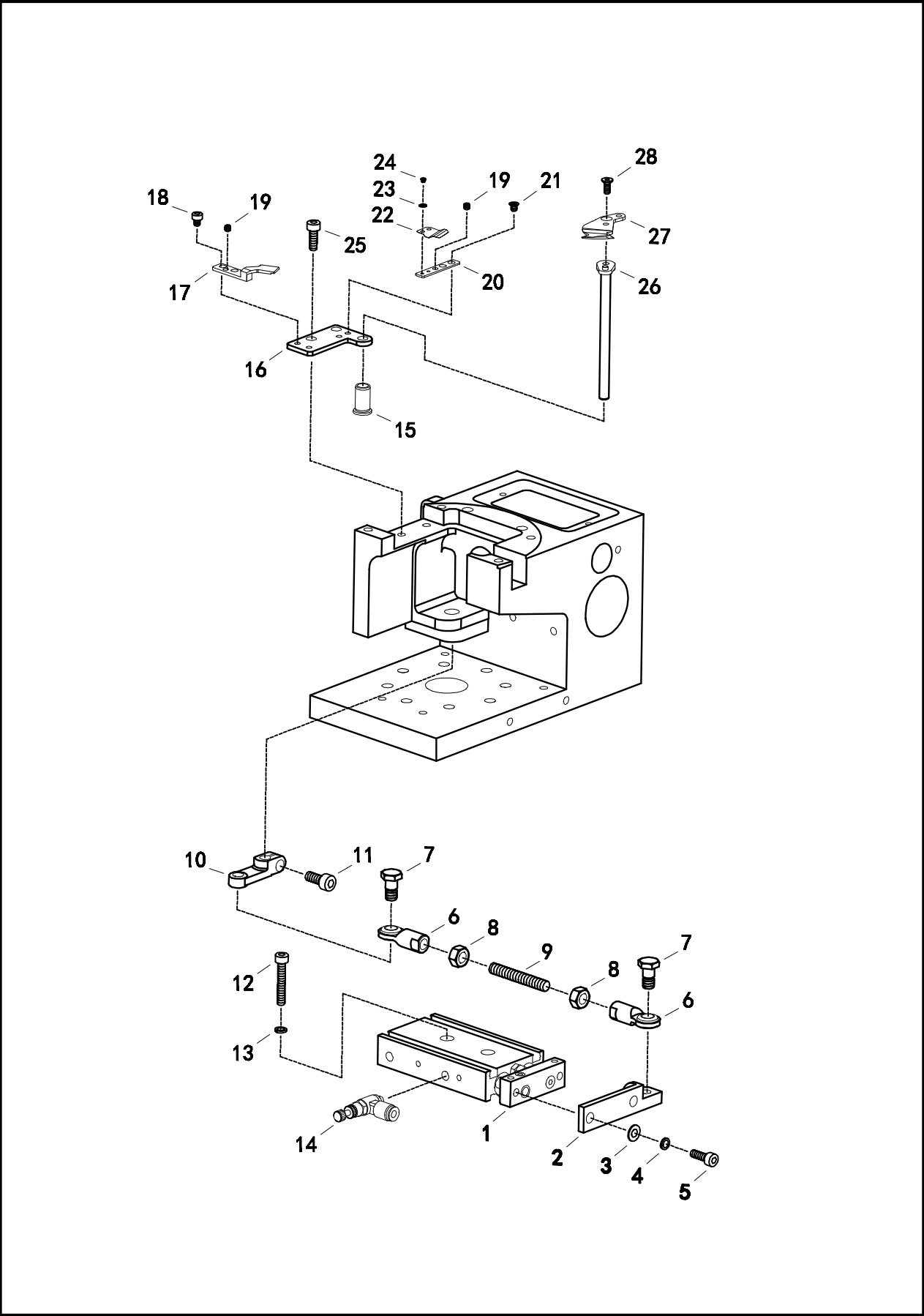
19. Bobbin winder mechanism



19. Bobbin winder mechanism

No.	Code	Qty	Description
1	JH6305001	1	FIXING PLATE OF BOBBIN WINDER
2	JH6305002	1	INTELLIGENT BOBBIN WINDER ASSY
3	JH6305003	1	TENSION D ASSY
4	JH6305004	1	TENSION BRACKET A
5	JH6305005	2	DISC TENSION
6	JH6305006	1	SUB TENSION SPRING
7	JH6305007	1	TENSION NUT
8	JH6305008	1	TENSION STUD D
9	JH6305009	1	SPRING
10	JH6305010	1	KNIFE
11		2	SCREW PAN M3X8
12		2	WOOD SCREW ROUND ST3.5X16
13	JH6305011	1	FIXING PLATE OF BOBBIN WINDER
14		2	BOLT SOCKET M5X30
15	JHOPM5001	2	WASHER PLAIN M5
16	JHOSM5001	2	WASHER SPRING M5
17	JHONM5001	2	NUT M5
18	JH6305012	1	SPOOL CUSHION
19	JH6205040	1	SPOOL SHAFT
20	JH6305013	1	SPOOL MAT
21	JH6305014	1	SPOOL STAND BASE
22	JHOPM5001	1	WASHER PLAIN M5
23	JHONM5001	1	NUT M5
24	JH6305015	1	FIXING SUPPORT SEAT OF BOBBIN WINDER
25		2	BOLT SOCKET M6X25
26		2	WOOD SCREW ROUND ST5.5X19

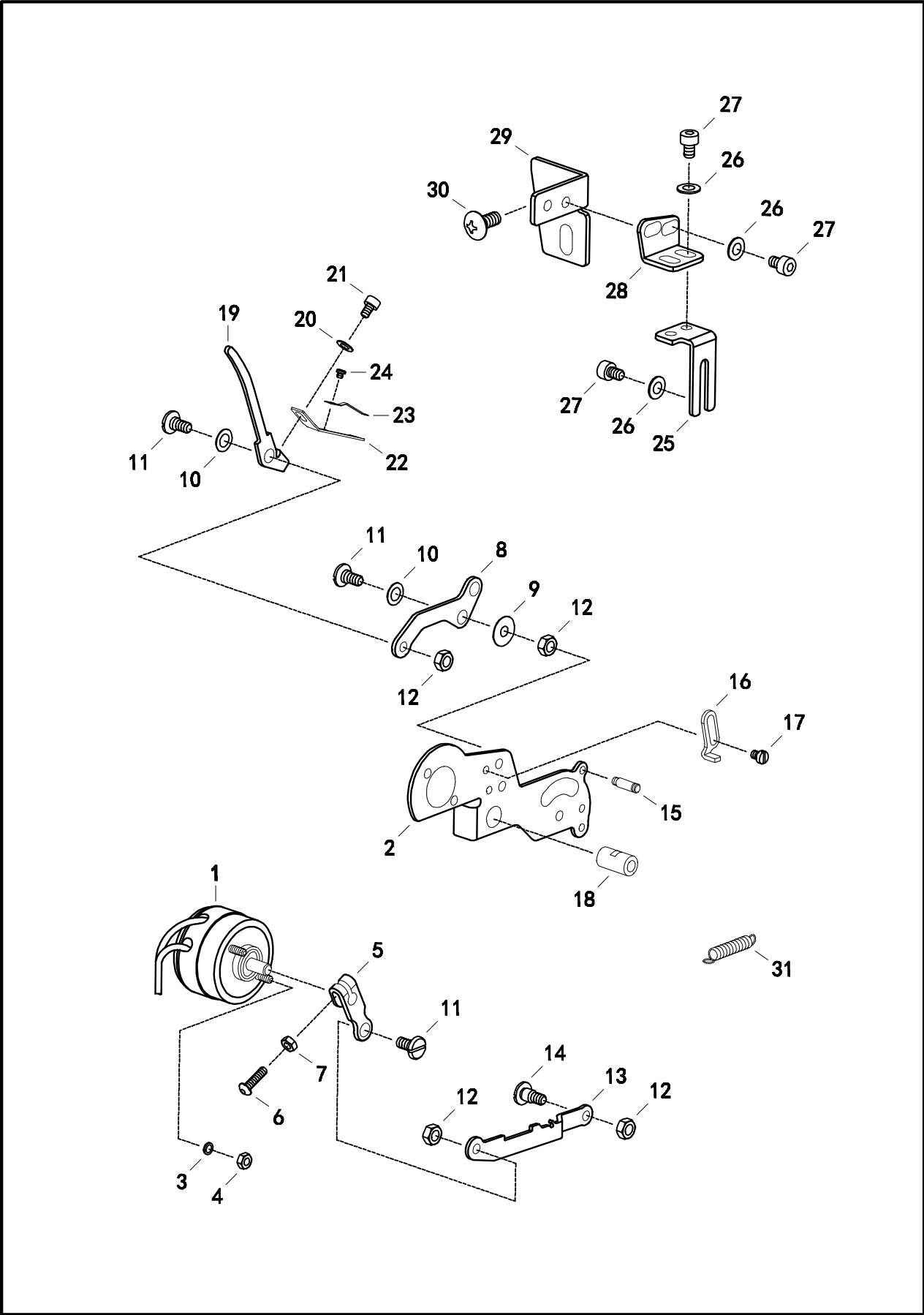
20. Thread trimmer mechanism



20. Thread trimmer mechanism

No.	Code	Qty	Description
1	JH6505001	1	CYLINDER ASSY 10X25
2	JH6505002	1	THREAD TRIMMER ROD
3	JHOPM4001	2	WASHER PLAIN M4
4	JHOSM4001	2	WASHER SPRING M4
5		2	BOLT SOCKET M4X12
6	JH5805036	2	BALL JOINT ASSY
7	JH5805038	2	SHOULDER SCREW M6
8	JHONM6001	2	NUT M6
9	JH6505003	1	THREAD TRIMMER ROD
10	JH6505004	1	THREAD TRIMMER ROD
11		1	BOLT SOCKET M5X10
12		2	BOLT SOCKET M4X25
13	JHOSM4001	2	WASHER SPRING M4
14	JH6505005	2	JOINT
15	JH6505006	1	SHAFT SLEEVE
16	JH6505007	1	FIXING SEAT OF CUTTING THREAD
17	JH6505008	1	FIXED KNIFE
18		2	BOLT SOCKET M3X4
19		2	SET SCREW SOCKET (FT) M3X3
20	JH6505009	1	FIXING PLATE OF PRESS THREAD SPRING
21		2	SCREW FLAT M3X4
22	JH6505010	1	SPRING OF LOWER THREAD
23		2	WASHER PLAIN M1.6
24		2	SCREW PAN M1.6X1.5
25		2	BOLT SOCKET M4X12
26	JH6505011	1	M-KNIFE CONNECTING PLATE
27	JH6505012	1	MOVABLE KNIFE SET
28		1	SCREW FLAT M3X8

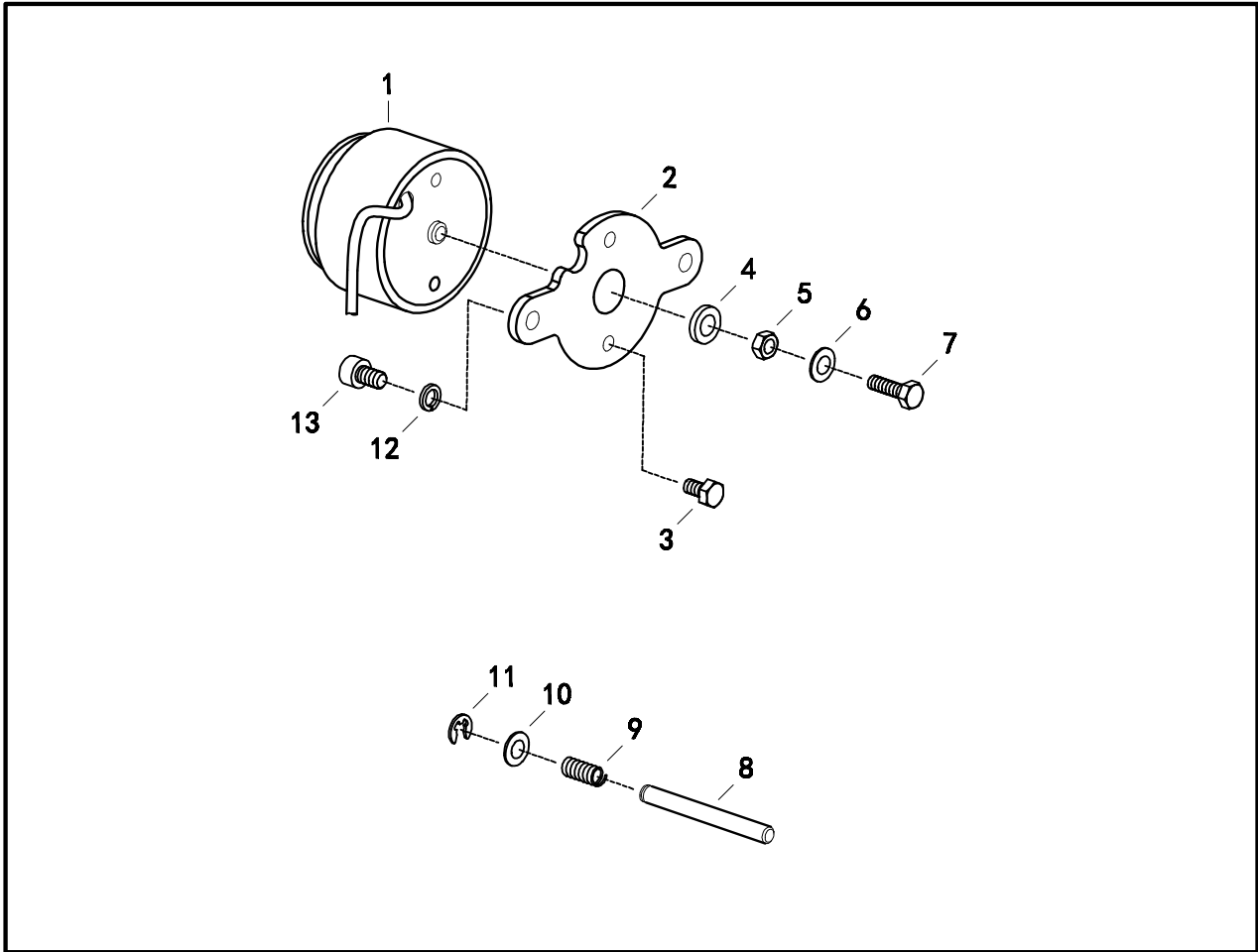
21. Thread wiper mechanism



21. Thread wiper mechanism

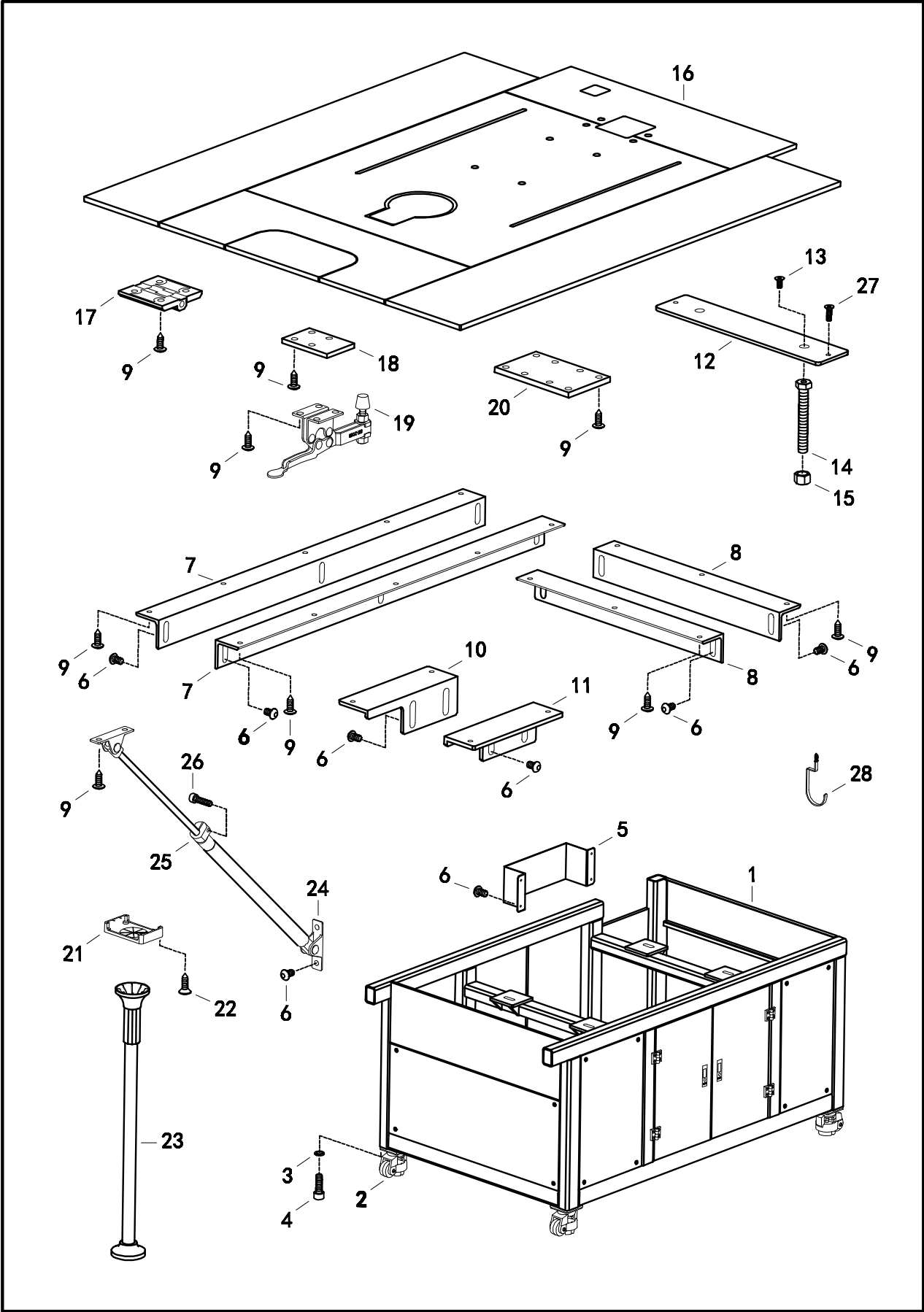
No.	Code	Qty	Description
1	JH6605001	1	THREAD WIPER SOLENOID ASSY
2	JH6605002	1	T-WIPER SOLENOID SETTING PLATE
3	JH0SM3001	2	WASHER SPRING M3
4	JHONM3001	2	NUT M3
5	JH6605003	1	THREAD WIPER ROD
6		1	SCREW M3X12
7	JHONM3001	1	NUT M3
8	JH6605004	1	THREAD WIPER ROD
9	JH6605005	1	WASHER PLAIN SPECIAT 5
10	JH6605006	2	WASHER PLAIN SPECIAT 5
11	JH6605007	3	SHOULDER SCREW M4
12	JHONM4001	4	NUT M4
13	JH6605008	1	THREAD WIPER ROD A
14	JH6605009	1	SHOULDER SCREW M4
15	JH6605010	1	SPRING HOOK
16	JH6605011	1	LIMIT ADJUSTING SEAT
17		2	SCREW M3X4
18	JH6605012	1	SILENT SHEET
19	JH6605013	1	THREAD WIPER ROD B
20	JHOPM3001	1	WASHER PLAIN M3
21		1	BOLT SOCKET M3X5
22	JH6605014	1	WIPER
23	JH6605015	1	SPRING PRESS THREOD PATCH
24		1	SCREW M2X2
25	JH6605016	1	T-WIPER SOLENOID SETTING PLATE A
26	JHOPM4001	6	WASHER PLAIN M4
27		6	BOLT SOCKET M3X10
28	JH6605017	1	T-WIPER SOLENOID SETTING PLATE B
29	JH6605018	1	T-WIPER SOLENOID SETTING PLATE C
30		1	SCREW PAN M5X12
31	JH6605019	1	SPRING EXTENSION

22. Tension release mechanism



No.	Code	Qty	Description
1	JH6705001	1	TENSION RELEASE SOLENOID ASSY
2	JH6705002	1	SETTING PLATE SOLENOID
3		2	BOLT M4X8
4	JH6705003	1	SOLENOID CUSHION
5	JH0NM4001	1	NUT M4
6	JH0PM4001	1	WASHER PLAIN M4
7		1	BOLT M4X12
8	JH6705004	1	TENSION RELEASE BAR
9	JH6705005	1	SPRING COMPRESSION
10	JH0PM5001	1	WASHER PLAIN M5
11	JH6705006	1	RETAINING RING E4
12	JH0SM5001	2	WASHER SPRING M5
13		2	BOLT SOCKET M5X10

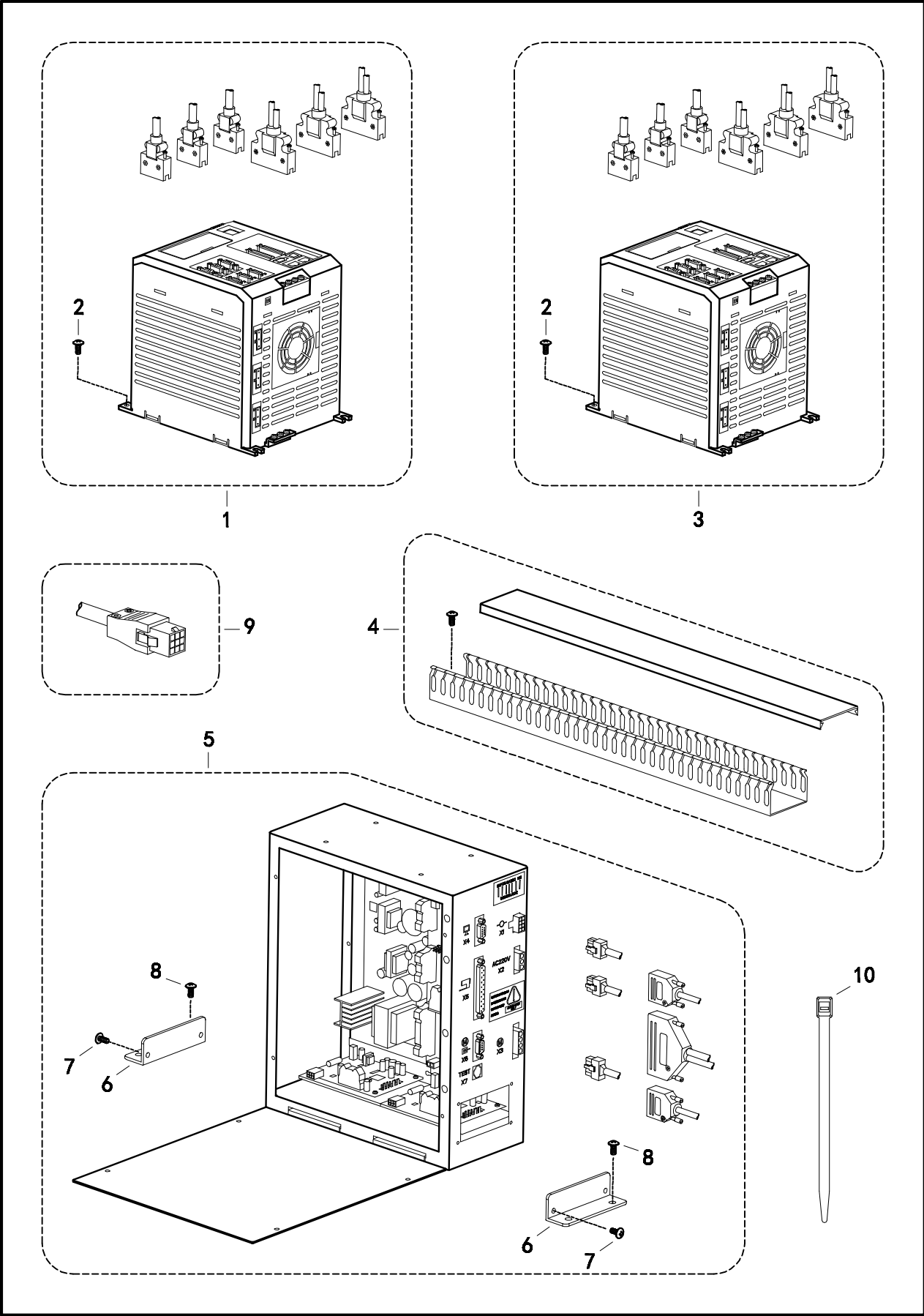
23. Frame table mechanism



23. Frame table mechanism

No.	Code	Qty	Description
1	JH6905001	1	BODY ASSY
2	JH6905002	4	CASTER ASSY
3	JH0SM8001	16	WASHER SPRING M8
4		16	BOLT SOCKET M8X16
5	JH6905003	1	PROTECTIVE COVER OF Y SHAFT
6		30	SCREW PAN M6X12
7	JH6905004	4	AUXILIARY PLATE BRACKET A
8	JH6905005	4	AUXILIARY PLATE BRACKET B
9		138	WOOD SCREW ROUND ST5.5X19
10	JH6905006	1	ADJUSTING FIXED SUPPORT OF TABLE A
11	JH6905007	1	ADJUSTING FIXED SUPPORT OF TABLE B
12	JH6905008	2	ADJUSTING SUPPORT PLATE OF TABLE
13		4	SCREW FLAT M6X16
14		4	BOLT M12X120
15	JH0NM1201	8	NUT M12
16	JH6905009	1	TABLE ASSY
17	JH6905010	6	HINGE ASSY
18	JH6905011	2	LIMIT BAFFLE FOR TABLE
19	JH6905012	2	PRESSING BUCKLE ASSY
20	JH6905013	8	CONNECT AND FIXED PLATE OF VICE TABLE
21	JH6905014	4	POSITIONING SEAT OF SUPPORT BAR
22		16	WOOD SCREW ROUND ST4.2X32
23	JH6905015	4	SUPPORT BAR ASSY
24	JH6905016	2	SHOCK ABSORBER GAS ASSY
25	JH6905017	2	SET SCREW COLLAR
26		2	BOLT SOCKET M5X16
27		8	SCREW FLAT M6X30
28	JH6905018	1	A HOOK

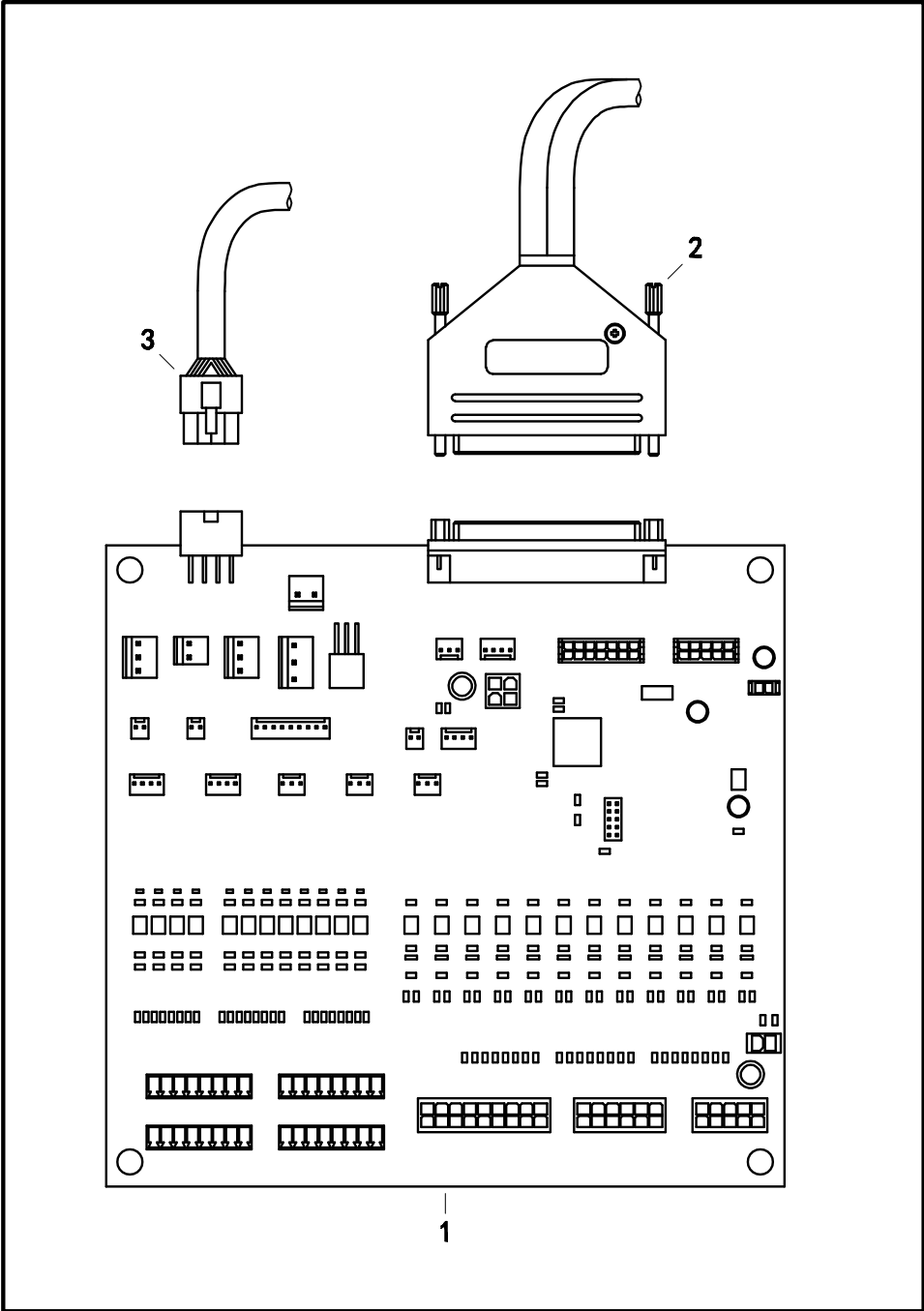
24. Control box



24. Control box

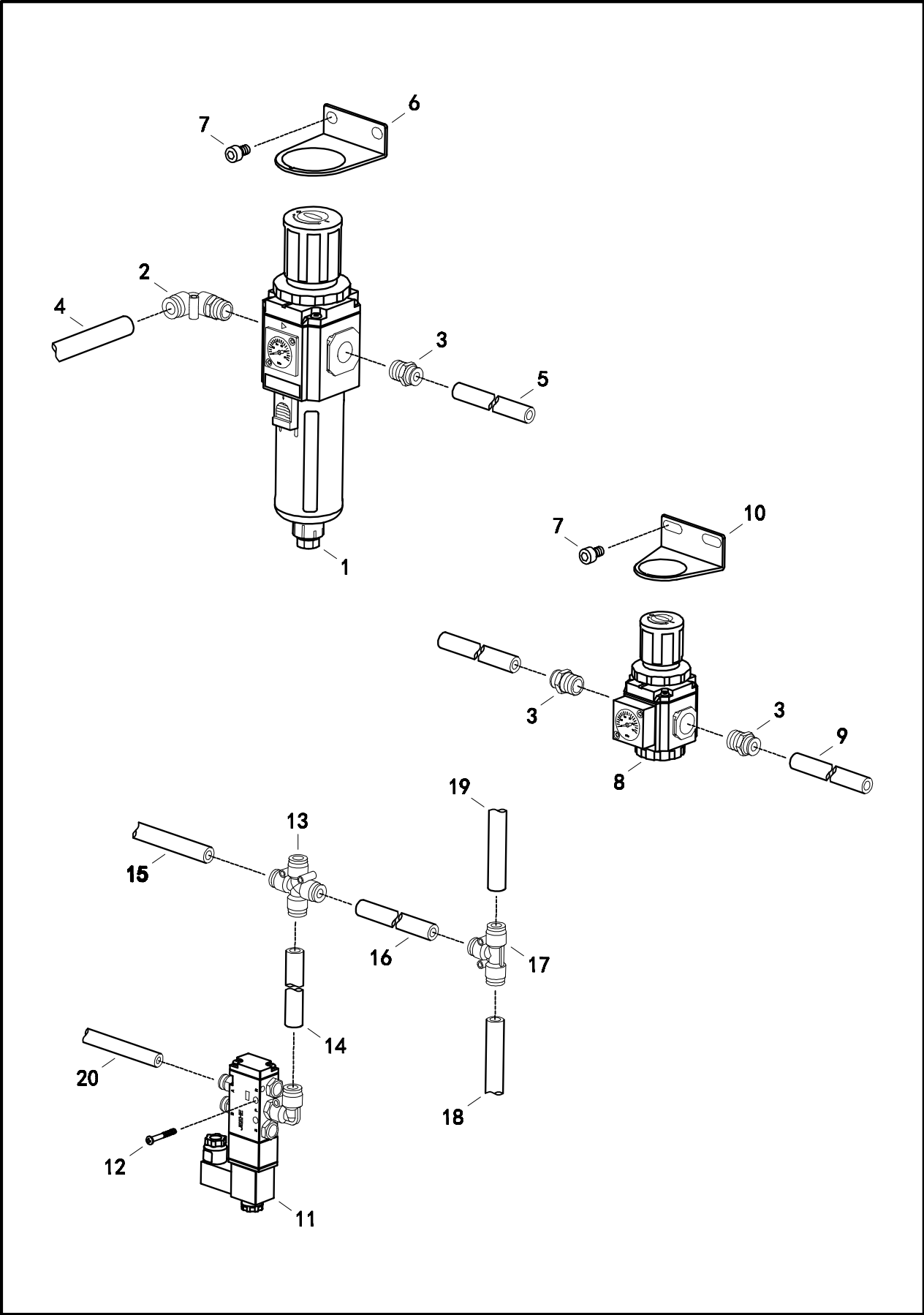
No.	Code	Qty	Description
1	JH7105001	1	MINE SHAFT DRIVER ASSY
2		8	SCREW PAN M5X8
3	JH7105002	1	ROTARY DRIVER ASSY
4	JH7105003	1	TRUNKING ASSY
5	JH7105004	1	CONTROL BOX ASSY
6	JH7105005	2	FIXING SEAT OF CONTROL BOX ASSY
7		4	SCREW PAN M4X8
8		4	SCREW PAN M5X8
9	JH7105006	1	HARNESS ASSY
10	JH7105007	20	TIE

25. Control box



No.	Code	Qty	Description
1	JH7107001	1	SIGNAL EXCHGE BOARD
2	JH7107002	1	OUTPUT WIRE 24V
3	JH7107003	1	OUTPUT WIRE 32V

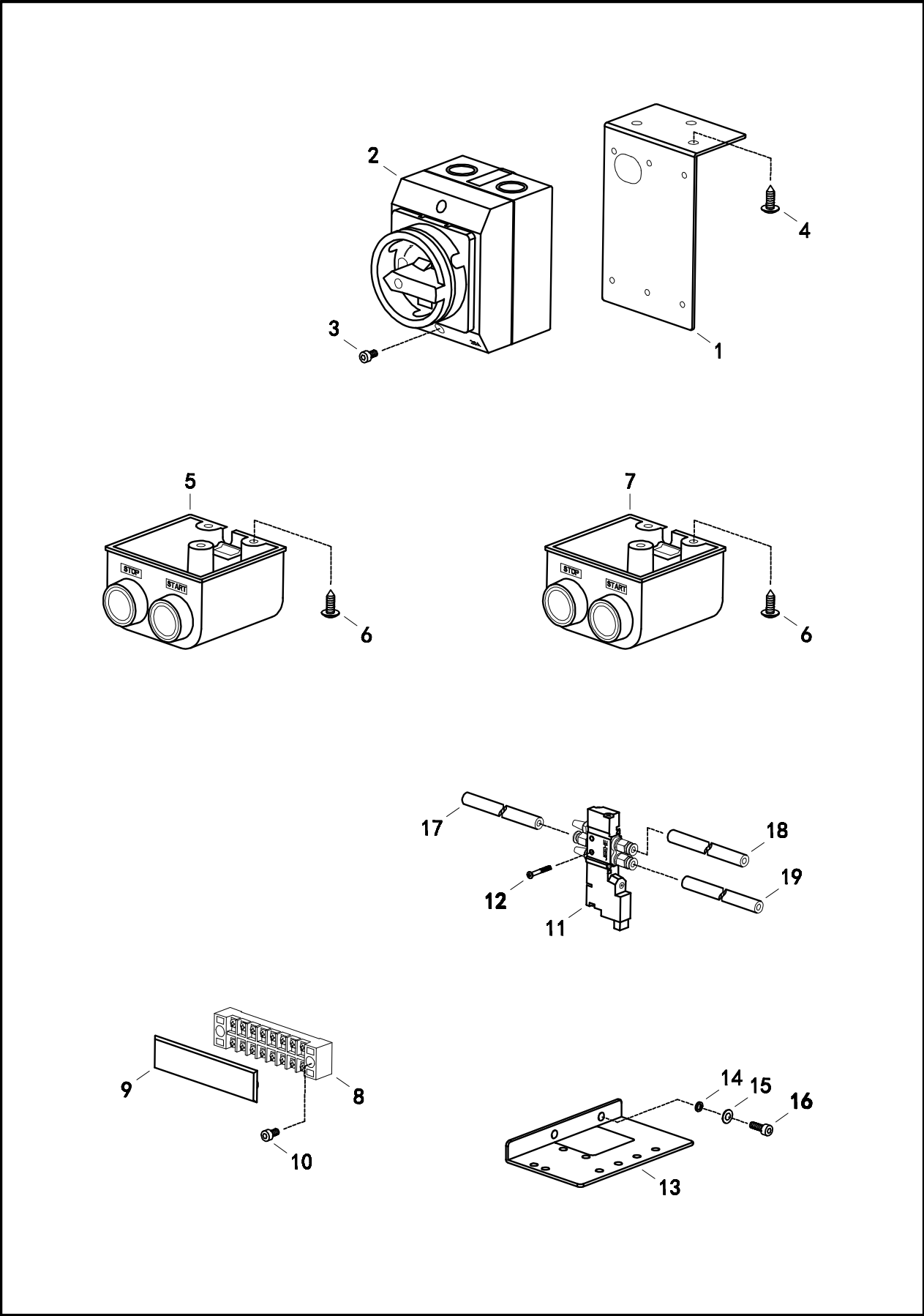
26. Air pressure mechanism



26. Air pressure mechanism

No.	Code	Qty	Description
1	JH7205001	1	PRESSURE ADJUSTING VALVE ASSY A
2	JH7205002	1	JOINT
3	JH7205003	3	JOINT
4	JH7205004	1	AIR TUBE 8
5	JH7205005	1	AIR TUBE 6
6	JH7205006	1	SETTING PLATE VALVE A
7		4	BOLT SOCKET M6X8
8	JH7205007	1	PRESSURE ADJUSTING VALVE ASSY B
9	JH7205008	1	AIR TUBE 6
10	JH7205009	1	SETTING PLATE VALVE B
11	JH7205010	1	SOLENOID VALVE ASSY
12		2	SCREW PAN M3X25
13	JH7205011	1	JOINT
14	JH7205012	1	AIR TUBE 6
15	JH7205013	1	AIR TUBE 6
16	JH7205014	1	AIR TUBE 6
17	JH7205015	1	JOINT
18	JH7205016	1	AIR TUBE 6
19	JH7205017	1	AIR TUBE 6
20	JH7205018	2	AIR TUBE 4

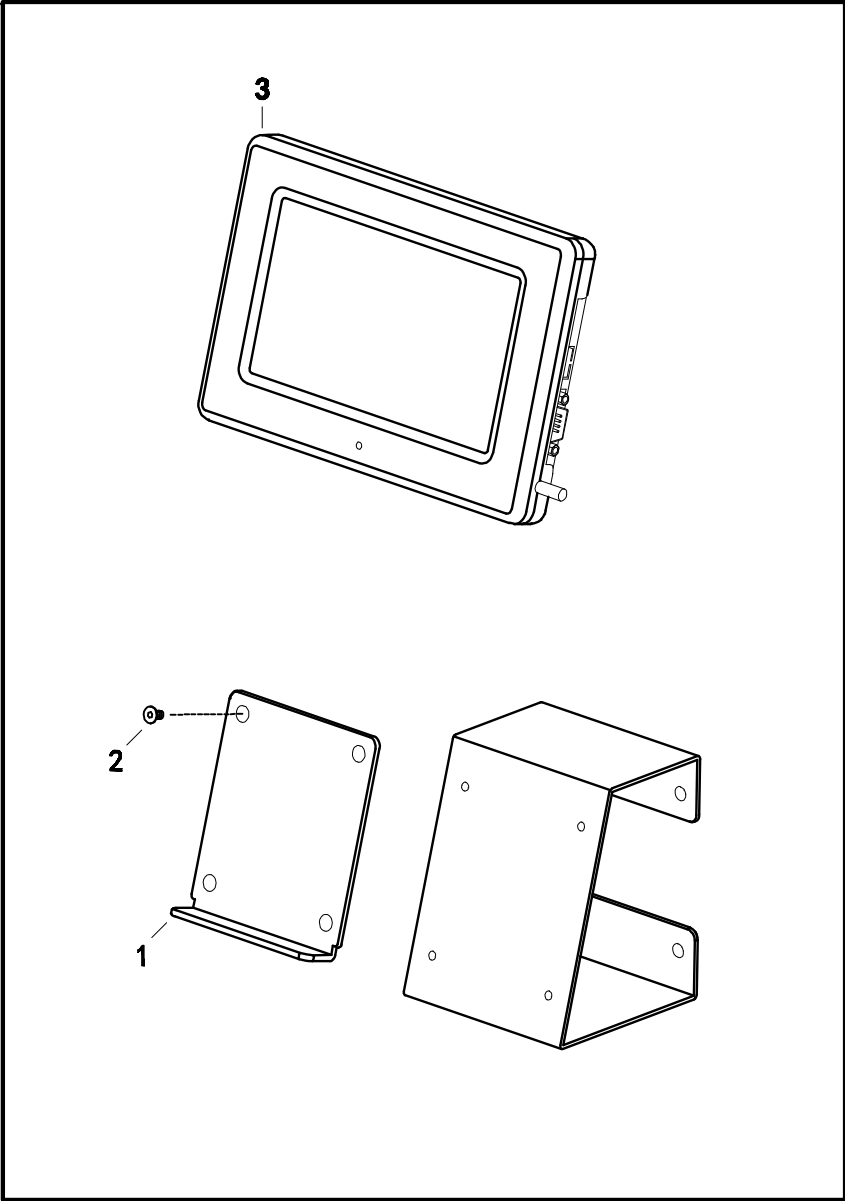
27. Power supply equipment



27. Power supply equipment

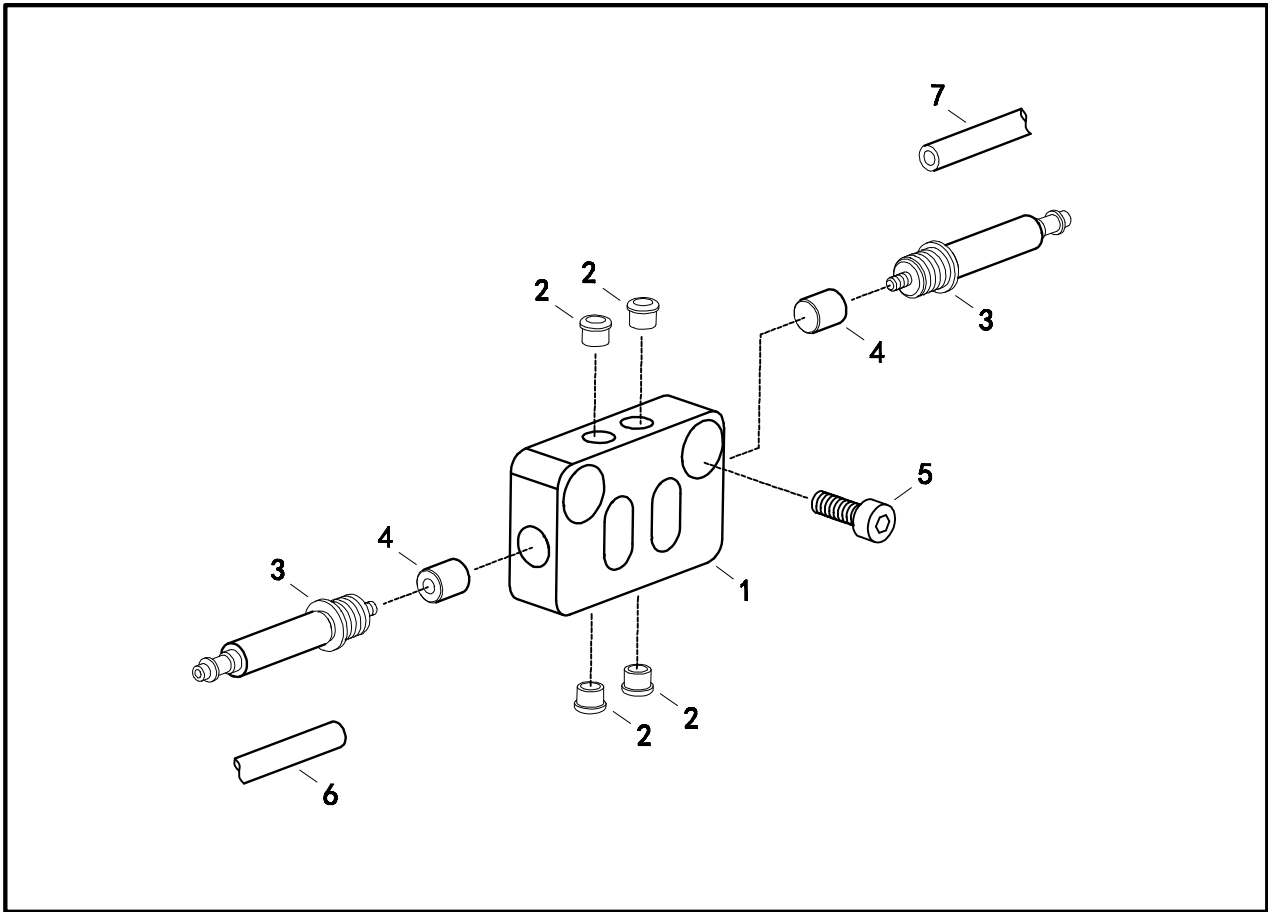
No.	Code	Qty	Description
1	JH7305001	1	FIXING SEAT OF POWER SWITCH
2	JH7305002	1	POWER SUPPLY SW ASSY
3		2	BOLT SOCKET M4X8
4		3	WOOD SCREW ROUND ST3.5X19
5	JH7305003	1	START SWITCH ASSY A
6		6	WOOD SCREW ROUND ST5.5X19
7	JH7305004	1	START SWITCH ASSY A
8	JH7305005	1	TERMINAL PLATE ASSY
9	JH7305006	1	PROTECTIVE COVER OF TERMINAL PLATE
10		2	BOLT SOCKET M4X8
11	JH7305007	2	SOLENOID VALVE ASSY
12		2	SCREW PAN M3X16
13	JH7305008	1	SETTING PLATE VALVE
14	JHOPM4001	2	WASHER PLAIN M4
15	JHOSM4001	2	WASHER SPRING M4
16		2	BOLT SOCKET M4X16
17	JH7305009	2	AIR TUBE 4
18	JH7305010	2	AIR TUBE 4
19	JH7305011	2	AIR TUBE 4

28. LCD Panel



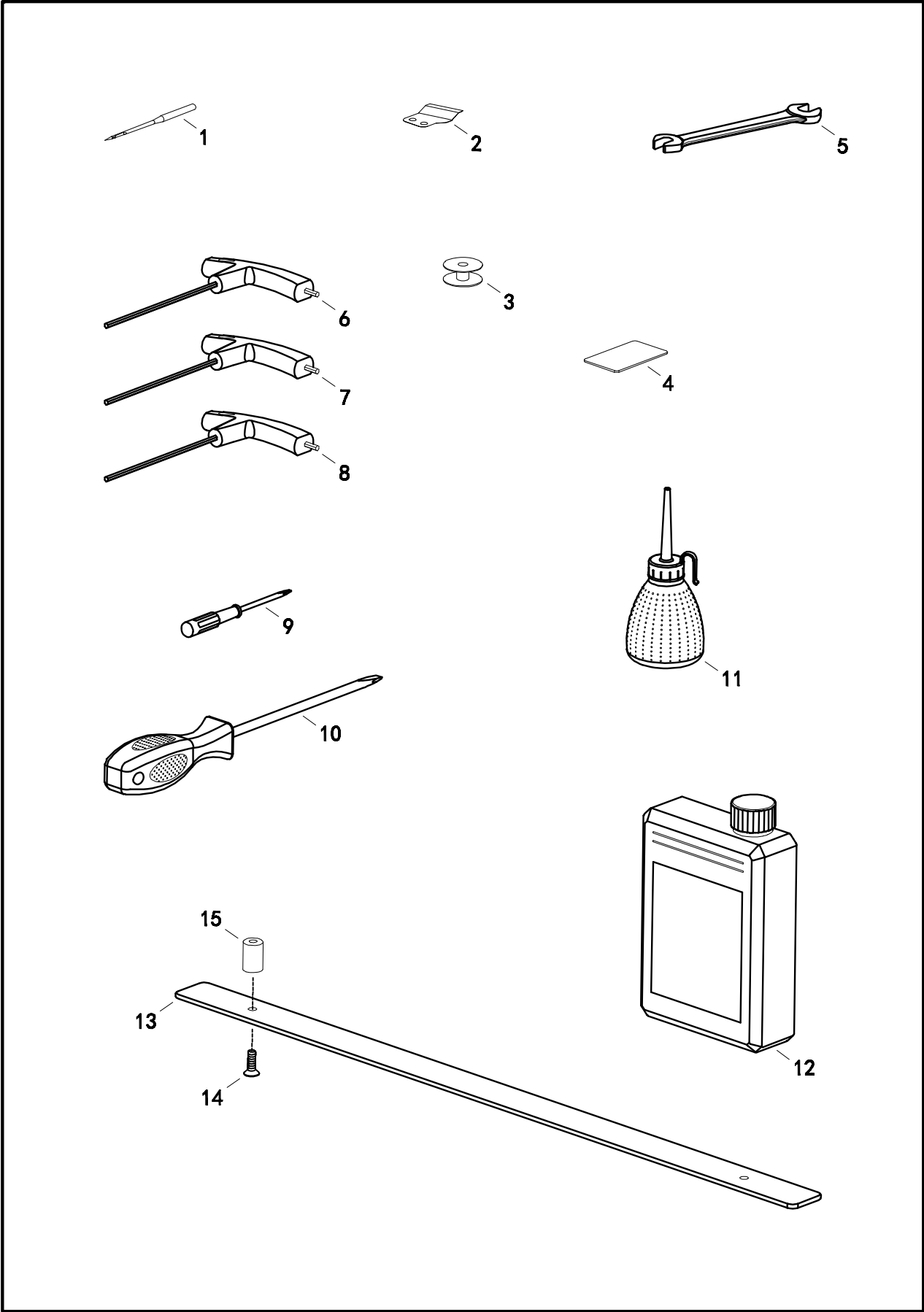
No.	Code	Qty	Description
1	JH7505001	1	CRADLE MOUNTING PLATE
2		4	SCREW FLAT M4X8
3	JH7505002	1	LCD OPERATION PANEL ASSY

29. Attachment set (optional)



No.	Code	Qty	Description
1	JH7606001	1	THREAD CLAMP FIXED SEAT
2	JH6205037	4	THREAD HANGER BASE
3	JH7606002	2	CYLINDER ASSY PSB4X5
4	JH7606003	2	CUSHION
5		2	BOLT SOCKET M4X12
6	JH7606004	1	AIR TUBE 4
7	JH7606005	1	AIR TUBE 4

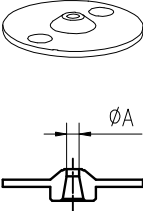
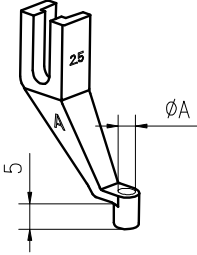
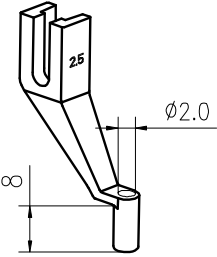
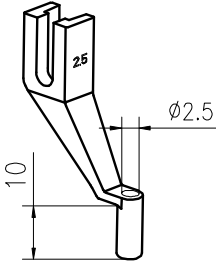
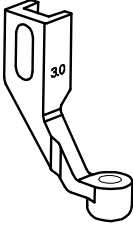
30. Accessories



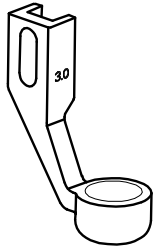
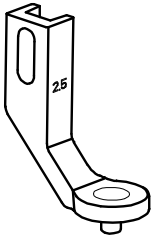
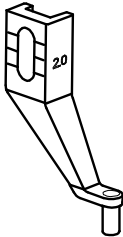
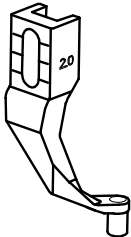
30. Accessories

No.	Code	Qty	Description
1	JH5505020	10	NEEDLE DPX17
2	JH6505010	1	SPRING OF LOWER THREAD
3	JH5905020	4	BOBBIN
4	JH7705001	8	SCAN CODE CHIP
5	JH7705002	1	WRENCH 8X10
6	JH7705003	1	HEXAGONAL WRENCH 2.5
7	JH7705004	1	HEXAGONAL WRENCH 3
8	JH7705005	1	HEXAGONAL WRENCH 4
9	JH7705006	1	SCREWDRIVER
10	JH7705007	1	SCREWDRIVER
11	JH7705008	1	OILER ASSY
12	JH7705009	1	OIL TANK ASSY
13	JH7705010	4	CLIP FRAME TEMPLATE
14		8	SCREW FLAT M5X16
15	JH7705011	8	POSITIONING PIN



31. Different parts list

No.	Code	Qty	Description
2	JH5905024	1	NEEDLE HOLE PLATE $\phi 1.5$
			NEEDLE HOLE PLATE $\phi 1.6$
			NEEDLE HOLE PLATE $\phi 1.8$
			NEEDLE HOLE PLATE $\phi 2.0$
			NEEDLE HOLE PLATE $\phi 2.2$
			NEEDLE HOLE PLATE $\phi 2.4$
			NEEDLE HOLE PLATE $\phi 2.6$
			NEEDLE HOLE PLATE $\phi 2.8$
			NEEDLE HOLE PLATE $\phi 3.0$
			
1	JH5805027	1	PRESSER FOOT 1.6
			PRESSER FOOT 2.0
			PRESSER FOOT 2.2
			PRESSER FOOT 2.5
			PRESSER FOOT 2.8
			
			
			
1	JH5805027	1	PRESSER FOOT 3.0
			

31. Different parts list

No.	Code	Qty	Description
1	JH5805027	1	PRESSER FOOT 3.0
 <p>A technical drawing of a presser foot, labeled '3.0'. It features a vertical rectangular body with a semi-circular cutout on the left side. A long, thin, curved arm extends downwards and to the right from the bottom of the body, ending in a circular foot with a central hole.</p>			
1	JH5805027	1	PRESSER FOOT 2.5
 <p>A technical drawing of a presser foot, labeled '2.5'. It has a similar design to the 3.0 model but with a shorter, less curved arm and a slightly different foot shape.</p>			
1	JH5805027	1	PRESSER FOOT 2.0
 <p>A technical drawing of a presser foot, labeled '2.0'. The arm is shorter and more curved than the previous models, and the foot has a distinct shape.</p>			
1	JH5805027	1	PRESSER FOOT 2.0
 <p>A second technical drawing of a presser foot, labeled '2.0'. This version has a different arm curvature and foot design compared to the previous '2.0' model.</p>			

31. Different parts list

No.	Code	Qty	Description
1	JH5805006	1	PRESSER FOOT A
			
1	JH5805006	1	PRESSER FOOT B
			

29. Ask your supplier about:

	<p>Machine needle with tip adjusted to sewed material:</p> <p>R - round, standard tip for most fabrics SPI - very slim, acute tip, for a precise piercing of densely woven materials SES - light ball point, especially suitable for jersey, tricot, elastic woven materials SUK - medium ball point, best corsetry, jeans, coarse knitted fabrics, and also elastic materials</p>
	<p>SPIRIT 2</p> <p>Non-toxic, non-staining, odourless, colourless oil, neutral for plastics. Perfect for lubricating sewing machines (lockstitch, overlock, interlock, etc), needles, knitting cams and other precise mechanism in the textile industry.</p>
	<p>SPIRIT 37</p> <p>Silicon fluid modified especially for textile industry. Used for preparation of sewing thread and yarn, lubrication of knitting machines needles. Colourless and odourless. Applied with brush, sprinkle or through immersion.</p>
	<p>TWE6</p> <p>Tweezers</p>

CE DECLARATION OF CONFORMITY

Distributor:

Strima Sp. z o.o.

Swadzim, st. Poznańska 54

62-080 Tarnowo Podgórne, Polska

We declare, that the following product:

Rotary head template sewing machine
TEXI FREE 360 LF working area 120 x 80
(JH-AGJ12090-XZ-SJ-H-BJ-TT)

which this declaration relates, complies with the following directives:

Machinery directive 2006/42/EC

Harmonized norm used: EN ISO 12100:2010
EN ISO 10821:2005/A1:2009
EN 60204-31:2013

HD *texi*®

Dealer: